



**NOTICE OF THE REGULAR MEETING
OF THE BOARD OF TRUSTEES
OF THE LOS ANGELES COUNTY WEST
VECTOR & VECTOR-BORNE DISEASE
CONTROL DISTRICT**

**September 13, 2018
6750 Centinela Ave.
Culver City, CA 90230
7:30 p.m.**

**Los Angeles County West Vector
& Vector-Borne Disease Control District**
6750 Centinela Avenue, Culver City, California 90230
(310) 915-7370 ext. 223 Email: rsaviskas@lawestvector.org

BOARD OF TRUSTEES

President
JAMES OSBORNE
Lawndale

Secretary
OLIVIA VALENTINE
Hawthorne

BILL AILOR
Palos Verdes Estates

BARBARA BARSOCCHINI
Malibu

CHAD BLOUIN
West Hollywood

S.W. DiSALVO
Beverly Hills

JOHN FRAZEE
Manhattan Beach

JAY GARACOCHEA
Culver City

JIM GAZELEY
Lomita

JOHN GRAN
Redondo Beach

NANCY GREENSTEIN
Santa Monica

MIKE GRIFFITHS
Torrance

ELIZABETH SALA
Rancho Palos Verdes

VELVETH SCHMITZ
Rolling Hills Estates

JOAN YACOVONE
Agoura Hills

ROBERT SAVISKAS
Executive Director

**NOTICE OF THE NEXT REGULAR MEETING
OF THE BOARD OF TRUSTEES
OF THE LOS ANGELES COUNTY WEST
VECTOR & VECTOR-BORNE CONTROL
DISTRICT**

**September 13, 2018
6750 Centinela Ave.
Culver City, CA 90230
7:30 p.m.**

**LOS ANGELES COUNTY WEST VECTOR
& VECTOR-BORNE DISEASE CONTROL DISTRICT
REGULAR MEETING OF THE BOARD OF TRUSTEES
(310) 915-7370 ext. 223**

**September 13, 2018
6750 Centinela Ave.
Culver City, CA 90230
7:30 p.m.**

AGENDA

NOTICE TO THE PUBLIC

Residents who live or own property within the District who wish to comment on any of the listed agenda items are requested to fill out the "Request to Comment on Listed Agenda Items" form. This form may be obtained from the Executive Director and should be returned to him prior to the beginning of the regular meeting. Agenda items designated by members of the public for comment will be noted and the individual listed will be allowed to address the Board at the time specified for comments on the agenda. You must be a resident or property owner within the boundaries of the District to address the Board. Comments can only be made on items listed on the agenda for action by the Board. Pursuant the Brown Act, Government Code Section 54950 et seq., the Board may not take action or discuss any item that is not listed on the agenda. The Board Chairperson has set a limit of three minutes each for those who wish to address the Board. Those who wish to speak to items being considered in Closed Session will be given the opportunity to do so prior to the Board going into closed session.

- i. Roll Call**
- ii. Correspondence**
- iii. Public Comments**

1. Minutes of the July 12, 2018 Board of Trustees Meeting	
Staff Report:	None Scheduled
Recommended Action:	Approve

2. Executive Director's Report for August 2018	
Staff Report:	Robert Saviskas, Executive Director
Recommended Action:	Advisory and/or Action (as needed)
3A) WNV Update	Advisory
3B) Aedes/Zika Virus Update	Advisory
3C) Public Education Program	Advisory
3D) Field Operations Program	Advisory
3E) Vector Ecology Program	Advisory

3. Financial Report for July-August 2018	
A) Bills and Salaries	
Staff Report:	None Scheduled
Recommended Action:	Approve

4. Construction Update for 6720-6740 Centinela Avenue.	
Staff Report:	Robert Saviskas, Executive Director
Recommended Action:	Advisory

5. Board of Trustees Comments	
Staff Report:	None Scheduled
Recommended Action:	As determined by the Board

6. Motion to adjourn	
Staff Report:	None Scheduled
Recommended Action:	Approve

1. Minutes of the July 12, 2018 Board of Trustees Meeting	
Staff Report:	None Scheduled
Recommended Action:	Approve

**Minutes of the
Board of Trustees' Meeting
July 12, 2018
Los Angeles County West Vector & Vector-Borne Disease Control District**

Trustees Present:

Bill DiSalvo
James Osborne
Jay Garacochea
Nancy Greenstein
Jim Gazeley
Chad Blouin
Barbara Barsocchini
Olivia Valentine
Kurt Weideman

Trustees Absent:

Bill Ailor
Velveth Schmitz
Joan Yacovone
John Frazee
Elizabeth Sala

Staff/Advisors Present:

Robert Saviskas, Executive Director
Teri Roa, Assistant Director
Trevor Ruskin, General Legal Counsel

1. Approve the 2018-2019 Budget & Benefit Assessment Resolution

Motion by: Gazeley
Second: Blouin
Vote: Ayes: 9
 Noes: 0
 Abstentions: 0

Action: Motion Passed

2. Approve minutes of the May 10, 2018 Board of Trustees Meeting

Motion by: Greenstein
Second: Gazeley
Vote: Ayes: 8
 Noes: 0
 Abstentions: 1 (Weideman)

Action: Motion Passed

3. Executive Director's Report for June 2018

- A) WNV & Zika Virus Update
- B) Public Education Program
- C) Field Operations Program
- D) Vector Ecology Program

Action: Received & Filed

4. Financial Report for May-June 2018

- A) Investment Report**
- B) Bills and Salaries**

Motion by: Gazeley
Second: Garacochea
Vote: Ayes: 9
 Noes: 0
 Abstentions: 0

Action: Motion Passed

5. Construction Update for 6720-6740 Centinela Ave.

Received & Filed

6. Motion to adjourn

Motion by: DiSalvo

Second: Gazeley

Vote: Ayes: 9

Noes: 0

Abstentions: 0

Action: Motion Passed

Approved by the Board of Trustees

Olivia Valentine, Secretary

Date

2. Executive Director's Report for August 2018	
Staff Report:	Robert Saviskas, Executive Director
Recommended Action:	Advisory and/or Action (as needed)
3A) WNV Update	Advisory
3B) Aedes & Zika Update	Advisory
3C) Public Education Program	Advisory
3D) Field Operations Program	Advisory
3E) Vector Ecology Program	Advisory

West Nile Virus Update

West Nile Virus Disease Cases* and Presumptive Viremic Blood Donors by State – United States, 2018 (as of September 4, 2018)

West Nile Virus Disease Cases and Presumptive Viremic Blood Donors by State – United States, 2018 (as of September 4, 2018)

State	Neuroinvasive Disease Cases†	Non–neuroinvasive Disease Cases	Total cases	Deaths	Presumptive viremic blood donors‡
Alabama	7	6	13	0	2
Arizona	6	0	6	0	0
California	17	13	30	0	13
Colorado	8	8	16	0	1
Connecticut	4	1	5	0	0
Delaware	1	0	1	0	0
District of Columbia	5	4	9	0	0
Florida	0	1	1	0	2
Georgia	6	1	7	1	1
Idaho	3	1	4	0	0
Illinois	16	3	19	1	2
Indiana	2	2	4	0	2
Iowa	12	6	18	2	2
Kansas	2	0	2	0	0
Kentucky	1	0	1	0	0
Louisiana	29	17	46	1	10
Maryland	8	4	12	0	1
Michigan	15	6	21	2	6
Minnesota	1	3	4	0	16
Mississippi	18	11	29	0	1
Missouri	4	3	7	0	0
Montana	4	6	10	0	2
Nebraska	30	27	57	3	29

West Nile Virus Disease Cases and Presumptive Viremic Blood Donors by State – United States,
2018 (as of September 4, 2018)

State	Neuroinvasive Disease Cases†	Non–neuroinvasive Disease Cases	Total cases	Deaths	Presumptive viremic blood donors‡
Nevada	0	1	1	0	1
New Jersey	5	2	7	0	1
New Mexico	0	0	0	0	1
New York	7	2	9	0	0
North Carolina	3	0	3	1	0
North Dakota	19	55	74	0	1
Ohio	6	5	11	1	3
Oklahoma	2	0	2	0	2
Oregon	0	1	1	0	0
Pennsylvania	8	5	13	0	6
South Carolina	2	0	2	0	1
South Dakota	14	43	57	2	14
Tennessee	4	0	4	2	0
Texas	26	5	31	0	12
Utah	3	1	4	1	0
Virginia	13	4	17	1	1
Wisconsin	1	0	1	0	3
Totals	312	247	559	18	136

WNV California

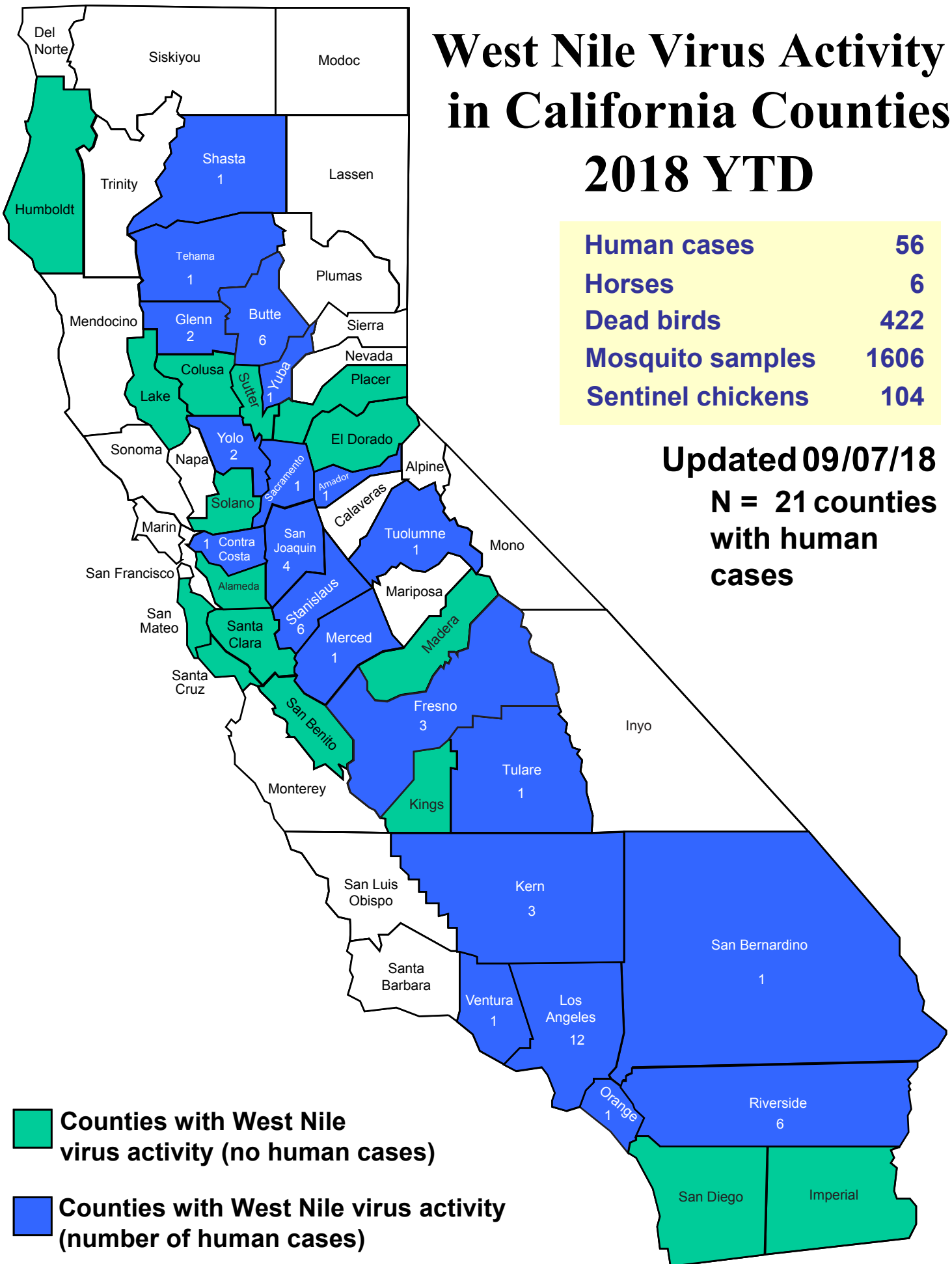
As of Sep 07, 2018 (year-to-date)	<u>2018</u>	<u>2017</u>	<u>5Y AVG</u>
Counties	37	38	39
Human cases	56	108	148
Dead birds	422	299	1014
Mosquito samples	1606	2818	2617
Sentinel chickens	104	189	254

2003-2017 WNV ACTIVITY SUMMARY															
Element	2004	2005	2006	2007	2008	2009	2010	2011	2012	2013	2014	2015	2016	2017	Total
Human cases (fatal)	779 (29)	880 (19)	278 (7)	380 (21)	445 (15)	112 (4)	111 (6)	158 (9)	479 (20)	379 (15)	801 (31)	782 (53)	442 (19)	536 (41)	6,565 (289)
Horses	540	456	58	28	32	18	19	15	22	13	0 ³	0 ³	0 ³	21	1,223
Dead birds	3,232	3,046	1,446	1,396	2,569	515	416	688	1,644	1,251	2,442	1,349	1,352	510	21,952
Mosquito samples	1,136	1,242	832	1,007	2,003	1,063	1,305	2,087	2849	2,528	3,340	3,329	3,528	3,371	29,652
Sentinel chickens	809	1,053	640	510	585	443	281	391	540	485	443	449	343	305	7,347
Squirrels	49	48	32	26	32	10	24	24	23	0 ³	0 ³	0 ³	0 ³	0	276

West Nile Virus Activity in California Counties 2018 YTD

Human cases	56
Horses	6
Dead birds	422
Mosquito samples	1606
Sentinel chickens	104

Updated 09/07/18
N = 21 counties
with human
cases



West Nile Virus and Other Arboviral Diseases

Los Angeles County Epidemiology Report #5

September 7, 2018



- This week, 5 new West Nile virus (WNV) symptomatic cases were documented in Los Angeles County (LAC) (Table 1). All are residents of the city of Los Angeles. Of the 18 total cases in 2018, 16 are symptomatic with the most recent onset occurring 08/27/2018. Over half of the cases are residents of the San Fernando Valley region.
- Although the number of infections identified so far this season is currently below the previous 5-year average, it is expected to increase through the peak month of September (Figure 1).

Table 1. Characteristics of WNV Cases, LAC, 2018

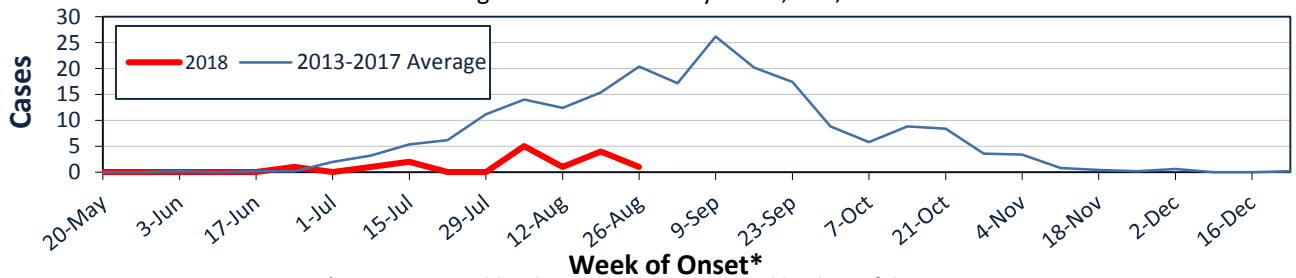
Number of Cases ¹	Asymptomatic Donor ²	Clinical Presentation			Hospitalized	Deaths	Demographics	
		WNV Fever	Neuroinvasive Disease	Neuroinvasive Diagnosis			Gender M/F	Median Age (Range)
This week	5	0	4	2 = Encephalitis 1 = Meningitis 1 = AFP ³	4	0	3/2	73 (28-89)
Year Total	2	3	13	10 = Encephalitis 1 = Meningitis 2 = AFP ³	12	0	14/4	62 (15-89)

¹Count confirmed by LAC DPH as of 09/06/18. A previously reported case has been removed this week due to a false positive result. Excludes reports from Long Beach and Pasadena. Totals are provisional and subject to change.

²Asymptomatic cases identified in blood or organ donors as part of routine screening.

³Acute Flaccid Paralysis

Figure 1. WNV Cases by Week, LAC, 2018



*Asymptomatic blood and organ donors listed by date of donation.

Figure 2. ZIKA CASES LAC, 2015 - 2018 (N=127)

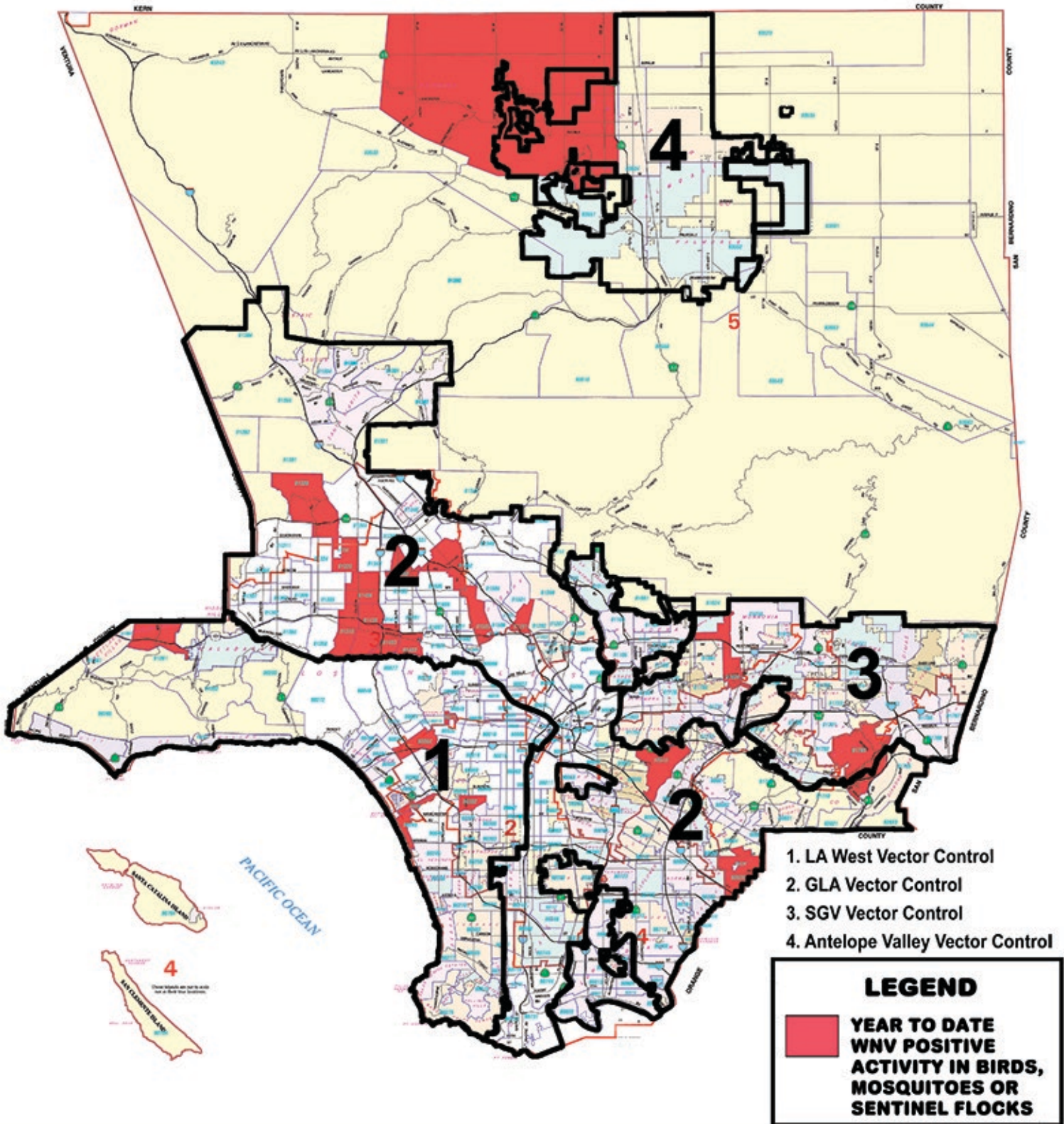


Zika Update, 2018

To date, LAC DPH has documented 4 Zika cases during 2018 (Figure 2). All are pregnant women who acquired infection during travel. Visit the [CDC's Traveler's Health webpage](#) for a list of locations still with risk of Zika.

CDC recently released an [updated guidance on sexual transmission of Zika](#), which now recommends men with possible Zika virus exposure to wait **3 months** after symptom onset or last possible exposure before engaging in unprotected sex, particularly if their partner is trying to conceive. Men who have been possibly exposed to Zika and have a pregnant partner should either abstain from sex or use condoms for the duration of the pregnancy.

2018 LOS ANGELES COUNTY WEST NILE VIRUS POSITIVE ACTIVITY BY ZIP CODE



Los Angeles County West Vector & Vector-Borne Disease Control District August 2018

Confirmed WNV Cases within the District

Human Deaths

Date	City	Zip	Type	Age

Human Infections

Date	City	Zip	Type	Age

Equine

Date	City	Zip	Infected/Death

Mosquitoes

Mosquito Pool Test Results				
Date Confirmed	Site #	Location	Pool # / Species	Results
8-21-18	1048	1040 N. La Brea Ave., Inglewood, 90302	190 / Culex quinquefasciatus	WNV+
8-10-18	1079	Lincoln Blvd. & Jefferson Blvd. Los Angeles City, 90094	164 / Culex erythrothorax	SLEV+

Sentinel Chickens

Sentinel Chicken Test Results					
Bleed Week	Confirmation Date	Coop #	Location	Band #	Results
8-6-18 to 8-10-18	8-21-18	1006	8000 W. Jefferson Blvd. Playa Del Rey (L.A. City), 90293	1631	WNV+
7-23-18 to 7-27-18	8-6-18	1006	8000 W. Jefferson Blvd. Playa Del Rey (L.A. City), 90293	1632	WNV+

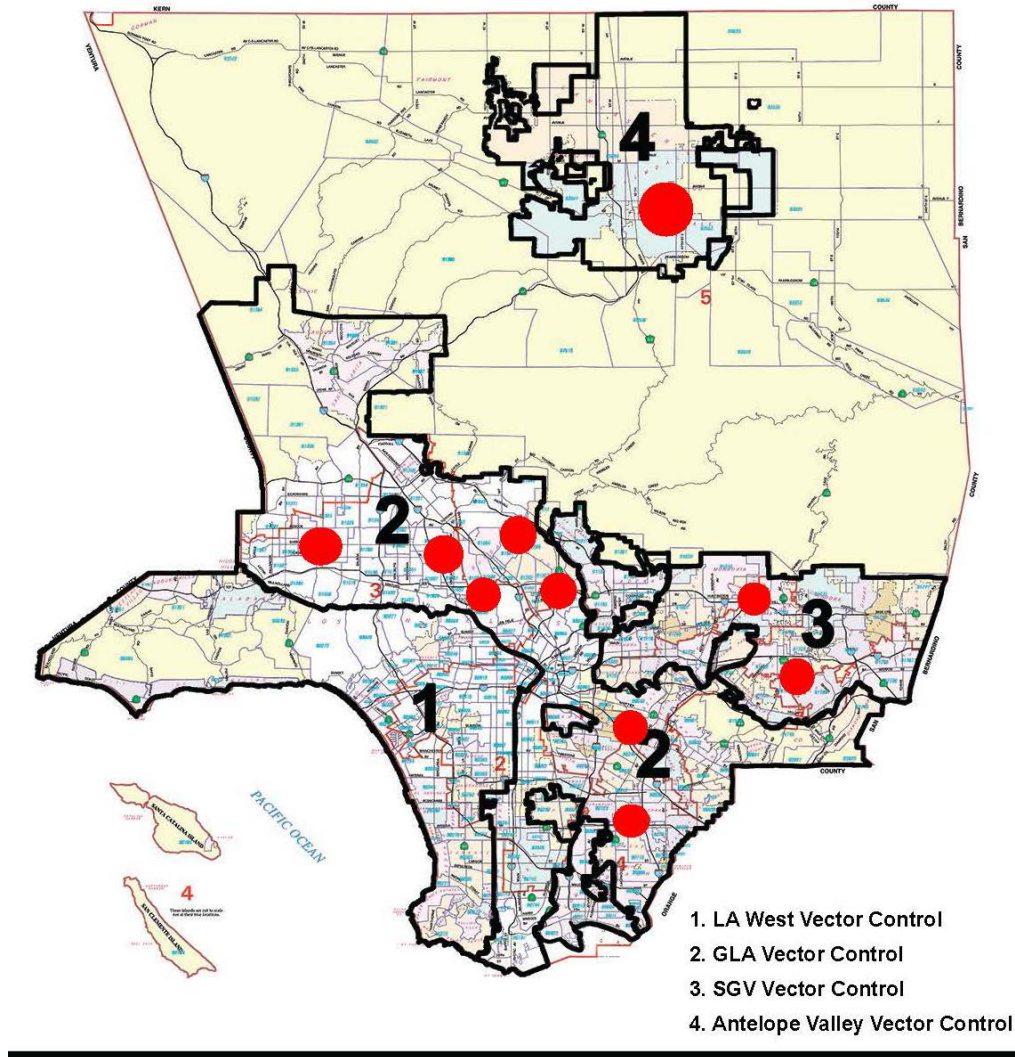
Dead Birds

Dead Bird Positive Test Results				
Species	Location	Zip Code	Date Collected	Results Reported
American Crow	161 N. Willaman Drive, Beverly Hills	90211	8-7-18	8-10-18
American Crow	5303 Cedarhaven Drive, Agoura Hills	91301	6-13-18	6-26-18

Sentinel Flocks

Location (Common Name & Address)	Site Number	Positive Chickens 2018		
		WNV	SLE	WEE
1. Botanical Gardens 26300 Crenshaw Blvd. Rolling Hills Estates, CA 90274	1001	0	0	0
2. Madrona Marsh 3201 Plaza Del Amo Torrance, CA 90503	1002	0	0	0
3. Wilderness Park 1102 Camino Real Redondo Beach, CA 90277	1003	0	0	0
4. Lawndale 4722 Manhattan Beach Blvd. Lawndale, CA 90260	1004	0	0	0
5. Chevron Refinery 324 El Segundo Blvd. El Segundo, CA 90245	1005	0	0	0
6. Playa Del Rey 8000 W. Jefferson Blvd. Playa Del Rey (L.A. City), CA 90293	1006	2	0	0
7. Baldwin Hills 5000 Blk. S. La Cienega Blvd. L.A. County (Baldwin Hills), CA 90008	1007	0	0	0
8. Inglewood Cemetery 720 E. Florence Ave. Inglewood, CA 90301	1049	0	0	0
9. Rosedale Cemetery 1831 W. Washington Blvd. Los Angeles, CA 90006	1009	0	0	0
10. La Brea Tar Pits 5801 Wilshire Blvd. Los Angeles, CA 90036	1010	0	0	0
11. Downtown Los Angeles 313 N. Figueroa St. Los Angeles, CA 90012	1073	0	0	0
12. Will Rogers State Park 1501 Will Rogers S.P. Road Pacific Palisades (L.A. City), CA 90272	1022	0	0	0

13. Penmar Golf Course 1233 Rose Ave. Venice (L.A. City), CA 90291	1012	0	0	0
14. Malibu Lagoon 23200 Pacific Coast Highway Malibu, CA 90265	1013	0	0	0
15. Topanga State Park 20829 Entrada Road Topanga (L.A. County), CA 90290	1023	0	0	0
16. Calabasas Country Club 4300 Park Entrada Calabasas, CA 91302	1024	0	0	0
17. Westlake Village 4812 Lakeview Canyon Rd. Westlake Village, CA 91361	1025	0	0	0
18. Franklin Canyon Park 2600 Franklin Canyon Dr. Los Angeles, CA 90210	1026	0	0	0



10 Highest West Nile Virus Human Infection Risk Areas for 2018
 as established by
The Los Angeles County Department of Public Health
Acute Communicable Disease Control Division

10 Highest West Nile Virus Human Infection Risk Areas for 2018: Above is a map of the **10 highest West Nile virus human infection risk areas for 2018** established by the Los Angeles County Department of Public Health, Acute Communicable Disease Control Division, **as established by human infections in 2017 and the previous 5 years with respect to number of infection, incidence rate, and case density.** These areas/cities for 2018 are:

- 1) Lancaster 2) Lakewood 3) Whittier 4) Northridge 5) Covina 6) Burbank 7) North Hollywood
 8) San Gabriel 9) Sun Valley 10) Valley Village

Top 10 Risk Areas for 2018: **None** of the West Nile virus “Top 10 High Risk Areas” for human infections for 2018 as established by the LA County Health Department are within the Los Angeles County West Vector Control District (see Area #1 above).

History: The District has **never** had a single city/area in the highest risk areas as established each year by the LA County Health Department.

Aedes/Zika Virus Update

**Aedes Invasive Mosquitoes
in LA County as of August 2018
from 2012-2018**





06/08/2018



Bradley
GRADLEY

PUBLIC
HEALTH

PUSH
TO
OPERATE
WATER SAVER
FAUCET CO.
CHICAGO, IL

06/09/2018

EYE WASH / SHOWER
INSPECTION RECORD



06/09/2018



MOSQUITO FISH

MOSQUITO LARVAE

LIVE MOSQUITOES

MOSQUITO LIFE CYCLE

MOSQUITO FISH
Gambusia affinis

06/09/2018

September 2018 Monthly Report

Public Education

PUBLIC EDUCATION PROGRAM

BACKGROUND

An essential program of the District includes educating the public about the life cycle of honeybees, mosquitoes, ticks, vector-borne diseases, property owners' responsibilities, and functions of the District. General public education is accomplished through the means of informational brochures, fact sheets, city bulletins, public speaking engagements, public service announcements, informational booths at community events, and the District web site (www.lawestvector.org).

Media and service group packets and videos describing the services of the District, backyard mosquito breeding, Africanized honeybee preparedness, Lyme disease awareness and other vector-borne diseases have been widely distributed in addition to thousands of informational pamphlets. Public service announcement tapes are routinely distributed to local cable stations and written public service announcements are distributed to local radio stations.

District staff has implemented an education program in the public and private elementary schools through a cooperative effort with the teachers. The programs offered cover aspects of honey bee, tick and mosquito biology with an emphasis toward public health and safety. The District provides each class with student and teacher workbooks, brochures, bookmarks, videos, and visual aids. District staff trains the teachers and encourages them to include the program as part of their yearly science curriculum.

The District staff has indoctrinated the residents of the District to coexist with the Africanized honeybees by utilizing the various elements of the Public Education Program. The District has been the lead agency in training and coordinating fire departments, police departments, and 911 systems throughout the District in preparation for Africanized honeybee emergencies.

SCHEDULING OF EVENTS

Please contact the District to schedule an event or if you are aware of an organization that may benefit from receiving the latest information regarding the West Nile virus, Africanized honeybees, Lyme disease, or other vector-borne diseases.

Heather Teodoro: (310) 915-7370, ext. 225
Teri Roa: (310) 915-7370, ext 233
Robert Saviskas: (310) 915-7370, ext. 223

CURRENT STATUS



DATE: July 25, 2018
EVENT: Vector Control Presentation
LOCATION: American Jewish University, Bel Air
ATTENDANCE: 40

A vector control presentation at the Bel Air Beverly Crest Neighborhood Council meeting.



DATE: August 7, 2018
EVENT: City of Beverly Hills National Night Out
LOCATION: Rexford Drive, Beverly Hills
ATTENDANCE: 1,000

A public safety and preparedness event organized by the Beverly Hills Police Department.



Field Operations

August 2018

Hyperion:

Hyperion maintains to have the multiple offline primary batteries and two offline final clarifier tanks throughout this segment all offline sections are continuously monitored and are either drained or treated with pesticides until all repair works are fully reinstated.

District staffs attend meetings with Hyperion management team on every other Tuesday to exchange information and review inspection reports. Most mosquito trap counts maintained at low count during this period.

Chevron Refinery:

Area Treated: 338.35 square yards

Type of Source(s): 12 excess water sites, 6 drain channels, 14 containers, and 18 box drains.

Treatment Products: 4.42 ounces of Altosid Pellets, 23.68 ounces of VectoBac Granules, and 11.69 ounces of Altosid XR-5 Briquettes.

Baldwin Hills

Oil Fields:

Area Treated: 4,477.92 square yards

Type of Source(s): 341 oil sumps, 8 box drains, 28 containers, 6 ponds, 1 Drain Channel and 5 excess water sites.

Treatment Products: 0.58 ounces of Agnique Liquid, 640.197 ounces of Altosid XR5- Briquettes , 2.98 ounces of Altosid Pellets and 8.33 ounces of VectoBac Granules.

Ballona Wetlands:

Area Treated: No Treatments Required

Type of Source(s): Wetlands

Treatment Products: 0

Underground Drains:

Area Treated: 121,109 square yards

Type of Source(s): 801 underground drains

Treatment Products: 4406.47 ounces of FourStar (180 Day Briquettes), 3.9 ounces of FourStar (90 Day Briquettes) 13.63 ounces of Agnique Liquid, 450.13 ounces of VectoBac Liquid, 36.73 ounces of VectoMax Granules, 245.7 ounces of VectoMax Water Soluble Packets, 22.17 ounces of Altosid Liquid, and 15.03 Altosid XR 5 (180 Day Briquettes).

Madrona Marsh:

Area Treated: 58,079.76 Square Yards

Type of Source(s): Marsh – 20 Excess Water.

Treatment Products: 1920 ounces of VectoBac granules, and 1280 ounces of VectoLex granules and 640 ounces of VectoMax granules.

Playa Vista Marsh System:

Area Treated: 472,159.5 square yards

Type of Source(s): 33 - Marsh – Creek - 36.

Treatment Products: 16000.00 ounces of VectoBac granules, 180.00 ounces of VectoBac Liquid, 13440.00 ounces of VectoLex granules.

MOSQUITO SERVICE REQUEST CALLS BY CITY
JULY- DECEMBER 2018

NO.	CITY							TOTAL
		Jul.	Aug.	Sept.	Oct.	Nov	Dec.	
1	Agoura Hills	1	3					4
2	Beverly Hills	4	4					8
3	Calabasas	2	1					3
4	Culver City	7	3					10
5	El Segundo	3	4					7
6	Hawthorne	2						2
7	Hermosa Beach	4	2					6
8	Hidden Hills		1					1
9	Inglewood	2	3					5
10	Lawndale							
11	Lomita							
12	Los Angeles City	66	116					182
13	L.A. Co. Unincorporated Areas – (Malibu, Topanga, etc.)	2	3					5
14	Malibu City	3	3					6
15	Manhattan Beach	7	4					11
16	Palos Verdes Estate	1	1					2
17	Rancho Palos Verdes		4					4
18	Redondo Beach	3	7					10
19	Rolling Hills							
20	Rolling Hills Estates		1					1
21	Santa Monica	8	12					20
22	Torrance	11	5					16
23	West Hollywood	4	1					5
24	Westlake Village	1	1					2
	Total (All Cities)	131	179					310

AHB SERVICE CALLS BY CITY
JULY - DECEMBER 2018

NO.	CITY							
		Jul.	Aug.	Sept.	Oct.	Nov.	Dec.	TOTAL
1	Agoura Hills		2					2
2	Beverly Hills	7	7					14
3	Calabasas	2	2					4
4	Culver City	9	16					25
5	El Segundo	3	1					4
6	Hawthorne	9	5					14
7	Hermosa Beach							
8	Hidden Hills							
9	Inglewood	11	11					22
10	Lawndale	3	4					7
11	Lomita	5	1					6
12	Los Angeles City	102	97					199
13	L.A. Co. Unincorporated Areas – (Malibu, Topanga, etc.)	2	4					6
14	Malibu City		2					2
15	Manhattan Beach	1	3					4
16	Palos Verdes Estate	4	10					14
17	Rancho Palos Verdes	7	6					13
18	Redondo Beach	9	6					15
19	Rolling Hills	1	2					3
20	Rolling Hills Estates	1	4					6
21	Santa Monica	16	7					23
22	Torrance	20	20					40
23	West Hollywood	2	1					3
24	Westlake Village	2	1					3
	Total (All Cities)	216	212					428
	Calls for Other Districts	90	41					131
	Structural (Ref. to Yellow Pgs)	3	2					5
	Misc. (calls not returned, swarms left, etc.)	58	58					93
	GRAND TOTAL	367	290					657

January 2018 through December 2018

Stinging Insects

(Africanized honeybees, yellow jackets, bumble bees, wasps, carpenter bees, etc.)

Service Requests and Treatments

MONTH	2013	2014	2015	2016	2017	2018
Jan.	52/25/15	59/27/12	51/37/10	28/19/9	26/14/6	34/19/8
Feb.	85/51/24	75/42/17	103/63/18	93/56/14	69/35/12	74/38/11
Mar.	260/140/79	187/118/47	240/119/66	280/131/41	195/119/40	115/70/26
Apr.	657/354/204	354/196/113	301/206/91	368/224/81	515/303/90	418/216/71
May	607/388/229	339/220/74	266/167/72	426/234/100	383/217/79	301/184/77
June	502/334/213	245/182/105	186/113/65	353/195/94	481/266/121	395/218/92
July	511/352/249	416/290/156	210/151/77	262/181/103	526/374/193	367/216/112
Aug.	362/276/203	248/183/108	215/143/75	279/209/98	358/243/142	290/212/102
Sept.	272/188/133	247/182/104	173/119/58	237/139/63	418/283/157	
Oct.	151/114/71	168/111/55	209/145/53	240/164/73	320/228/119	
Nov.	87/48/31	130/82/32	116/84/41	98/66/38	208/145/92	
Dec.	32/20/11	36/19/7	40/25/14	46/32/16	84/45/18	
TOTAL	3578/2290/1462	2504/1652/830	2110/1372/640	2710/1650/730	3583/2272/1069	

Figures listed above represent the following: total number of calls the District received, service request responses, and total number of treatments.

Current Status Summary

Vector Ecology Monthly Report August 2018

Sentinel Chickens: See “WNV Update” section.

Adult Mosquito Collections: See “WNV Update” section.

Midge Collections:

Ballona Creek: During this reporting period, adult midge populations at the Ballona Creek averaged 0.002280-grams/trap night.

Samples averaged 0.006915-grams/trap night over the last reporting period.

Palos Verdes Peninsula: Information on Sweet Itch is available on the District's website.

3. Financial Report for July-August 2018	
A) Bills and Salaries	
Staff Report:	None Scheduled
Recommended Action:	Approve

**Los Angeles County West Vector Control District
Schedule of Investments**

Period Ending: July, 2018

Fund/Account	Balance	% of Return July, 2018	% of Return July, 2017
LAIF*	299,738.94	1.94%	1.05%
LACIF**: P81	1,640,799.42		
P82	3,484,624.58	1.88%	1.33%
Bank of America Money Market Account	173,046.73	0.05%	0.05%
Bank of America Payroll Account	303,079.73	0.05%	0.05%
	5,901,289.40		

*LAIF (Local Agency Investment fund)

**LACIF (Los Angeles County Investment Fund)

I certify that this report accurately reflects all pooled investments as reported to me by the custodial agencies and is in conformity with the investment policy as approved by the Board of Trustees of the Los Angeles County West Vector Control District on 11/9/95. A copy of this policy is available in the office of the Executive Director. The investment program herein shown provides sufficient cash flow liquidity to meet the next six months estimated expenditures.

Sources for the valuation are as follows:

State of California, Office of the Treasurer; County of Los Angeles, Office of Auditor-Controller;
Bank of America

Robert Saviskas
Executive Director

Date

<u>PAYEE NAME</u>	<u>DESCRIPTION</u>	<u>STATEMENT</u>	<u>AMOUNT</u>
PAYROLL	SALARIES/PAYROLL TAXES	PERIOD: JUN. 1, 2018 TO JUL 31, 2018	506,213.37
ABC MOVING SYSTEMS	ENTO/LAB SUPPLIES, EQUIP & SER 5115	INV. NO.: 18-0620AA	1,610.00
ADAPCO, INC 2070	INSECTICIDES 5232	INV. NO.: 116943	57,956.84
ADT SECURITY SYSTEMS 1069	SECURITY 5281	STMT. DATE: 06-2018,07-2018	991.06
AIRGAS WEST 1109	ENTO/LAB SUPPLIES, EQUIP & SER 5115	INV. NO.: 9954711017,9955411655	145.02
ALERT COMMUNICATIONS 1164	AHB PROGAM FUND 5117	INV. NO.: 30312,30375	2,685.84
AMERICAN MESSAGING 1215	COMMUNICATIONS 5275	INV. NO.: L8331976SG	561.33
ARC PROFESSIONAL SERVICES 1239	LAND & LAND DEVT. 5410	STMT. DATE: 06-28-18,07-30-18	60,577.50
AT&T MOBILITY 3200	COMMUNICATIONS 5275	STMT. DATE: 06-2018,07-2018	5,478.05
BEACH CITIES URGENT CARE, INC. 1384	EMPLOYEE PHYSICAL 5042	STMT. DATE: 080318	235.00
BEST BEST & KRIEGER	LEGAL SERVICES FUND 5184	INV. NO.: 825645	385.00
BIOQUIP PRODUCTS, INC. 1420	ENTO/LAB SUPPLIES, EQUIP & SER 5115	INV.NO: 136998,158236	5,182.44
BLUE ANT/CLEANING CONTRACT 1447	JANITORIAL 5131; \$2,991.00 ; BLDG. MAINT. 5135: \$324.00	STMT. DATE: 06-2018,07-2018	3,315.00
CALIFORNIA ICE CO. 1570	ENTO/LAB SUPPLIES, EQUIP & SER 5115	STMT. DATE: 06-30-18,07-31-18	4,872.94
CALPERS HEALTH BENEFITS 1610	GROUP INSURANCE 5035	STMT. DATE: 07-2018	44,645.83
CALPERS RETIREMENT SYSTEM 1610	RETIREMENT 2084 : \$7,614.68; 5030: \$76,116.50	STMT. DATE: 05-15-18,05-30-18,06-15-18,06-30-18	83,731.18
CAPOZZA ELECTRIC 1624	BLDG. MAINT. 5135	INV. DATE: 07-19-18	375.00
COMPLETE OFFICE 1758	OFFICE EXPENSE 5170	STMT. DATE: 07-2018	1,517.88
COUNTY OF LOS ANGELES 1810	L.A. CO DIRECT ASSESSMENT FEE 5190	STMT: LAFCO 2018-2019	2,602.82
DANIEL DAVIS/ I DREAM OF JUNK	REFUSE COLLECTION 5270	STMT. DATE: 06-16-18	580.00
EMERSON'S LOCKSMITH 2000	BLDG. MAINT. 5135 \$621.21 OFFICE EQUIP. 5430: \$792.00	INV. NO.: 238410	1,413.21
FEDERAL EXPRESS CORP. 2050	OFFICE EXPENSE 5170	INV. NO.: 620690808,624301244	3,532.63
GOLDEN STATE ELEVATOR 2220	BLDG. MAINT. 5135	STMT. DATE: 06-2018,07-2018	360.60
GOLDEN STATE WATER CO. 3580	WATER 5264	STMT. DATE: 05-2018,06-2018	564.92
GRAINGER 2228	LAB SUPPLIES, EQUIP & SER 5115: \$131.34; OFFICE EXPENSE 5170: \$266.32	INV. NO.: 9811170027,982589550	397.66
HENRY P. ENG, C.P.A. 2900	BOOKKEEPING 5186	STMT. DATE: 07-2018,08-2018	4,000.00
HOME DEPOT 2320	LAB 5115: \$ 799.39; FIELD EQUIP 5127: \$1,760.40	STMT. DATE: 06-28-18,07-28-18	2,559.79
IMAGINE IT CLEAN, INC. 2374	JANITORIAL 5131	STMT. DATE: 05-2018,06-2018	830.00
INTERNATIONAL AUTO BODY 2339	OUTSIDE AUTO REPAIR 5121	INV. DATE: 07-25-18	674.55
M & N AUTOMOTIVE REPAIR INC. 2661	OUTSIDE AUTO REPAIR 5121	INV. NO.: 8679,8693,8733,8762,8643,8652,8705,8780,8838,8848	6,169.45
MALIBU FEED BIN 2676	ENTO/LAB SUPPLIES, EQUIP & SER 5115	STMT. DATE: 06-30-18,07-31-18	2,263.95
MALIBU OFFICE 2579	OFFICE EXPENSE 5170	STATEMENT PERIOD: 06-2018,07-2018	1,508.00
MCMASTER-CARR SUPPLY 2770	ENTO/LAB SUPPLIES, EQUIP & SER 5115	INV. NO.: 68007519	429.45
MR. CHAD GARNET BLOUIN 2862	BOARD EXPENSES 5161	MEETING OF 07/12/2018	100.00
MR. JAMES OSBORNE 2905	BOARD EXPENSES 5161	MEETING OF 07/12/2018	100.00
MR. JAY GARACOCHEA 2907	BOARD EXPENSES 5161	MEETING OF 07/12/2018	100.00
MR. JIM GAZELEY 2908	BOARD EXPENSES 5161	MEETING OF 07/12/2018	100.00
MR. KURT WEIDEMAN 2867	BOARD EXPENSES 5161	MEETING OF 07/12/2018	100.00
MR. S.W. DISALVO 2960	BOARD EXPENSES 5161	MEETING OF 07/12/2018	100.00
MS. BARBARA BARSOCCHINI 3015	BOARD EXPENSES 5161	MEETING OF 07/12/2018	100.00
MS. NANCY GREENSTEIN 3043	BOARD EXPENSES 5161	MEETING OF 07/12/2018	100.00
MS. OLIVIA VALENTINE 3047	BOARD EXPENSES 5161	MEETING OF 07/12/2018	100.00

<u>PAYEE NAME</u>	<u>DESCRIPTION</u>	<u>STATEMENT</u>	<u>AMOUNT</u>
MVCAC 3070	DUES - MVCAC 5151	INV. NO.: 7360137	1,640.00
NATIONWIDE RETIREMENT SOLUTIONS 3080	DEFERRED COMP. 2084	STMT. DATE: 06-30-18,07-15-18,07-31-18	17,690.66
OFFICE TEAM 3164	SALARIES 5010	INV. DATE: 51434269,51482110,515317191	4,897.00
ONE PLANET CORPORATION	EDUCATIONAL MATERIALS & EQUIP 5171	INV. NO.: 06-26104,06-26381	150.00
PRUDENTIAL OVERALL SUPPLY 3361	UNIFORMS 5070	STMT. DATE: 06-2018,07-2018	8,797.23
R & D PLUMBING & ROOTER 3369	BLDG. MAINT. 5135	INV. NO.: 86765	343.08
RED WING SHOES 3400	UNIFORMS 5070	INV. NO.: 20180810023364	571.08
RENKOW SERVICE CO., INC. 3415	BLDG. MAINT. 5135	STMT. DATE: 03-27-18	1,595.54
RUIZ BROS CONSTRUCTION/ FAST-TRACK CONST. 3443	STRUCTURES & IMPROVEMENTS 5416	JOB NO.: APPLIC. DATE: 06-08-18	23,027.81
SAMY'S CAMERA INC. 3459	EDUCATIONAL MATERIALS & EQUIP 5171	INV. NO: T31235	448.54
SHELL FLEET PLUS 3530	GASOLINE 5251	INV. NO.: 2355808	4,954.51
SHRED-IT USA	REFUSE COLLECTION 5270	INV.NO: 124934880,15864088	509.41
SOCIETY FOR VECTOR ECOLOGY 3600	MEMBERSHIP DUES 5151	ANNUAL DUES 2018	70.00
SOUTHERN CALIFORNIA EDISON 3620	ELECTRICITY 5264	PER: 06-2018,07-2018	8,457.04
STANLEY SECURITY SOLUTIONS 3647	SECURITY 5281	INV. NO.: 15542726,15690014,15697580,15773442	14,539.54
STAFF REIMBURSEMENTS	CONFERENCES, MTGS, TRAIN-STAFF 5163	CE LIVE PROGRAM 2018	1,395.50
STERLING MESSENGER SVCS. 3682	OFFICE EXPENSE 5170	STMT. DATE: 07-02-18,08-01-18	1,690.50
SUN LIFE FINANCIAL 2175 / VSP 3998	DENTAL/VISION 5036	STMT. DATE: 06-2018,07-2018	12,883.54
SUN LIFE AND HEALTH INSURANCE CO. 2175	VOLUNTARY LIFE INS 2084	STMT. DATE: 06-2018,07-2018	1,334.08
TELETRAC, INC. 3730	COMMUNICATIONS 5275	INV. NO.: 91352745,91378517	2,814.66
THE GAS COMPANY 3800	GAS 5261	PER: 05-2018	161.75
THERMAL COMBUSTION INNOVATORS 3835	ENTO/LAB SUPPLIES, EQUIP & SER 5115	INV. NO.: 193871	196.05
TIME WARNER CABLE	EDUCATIONAL EQUIP & MATERIALS 5171	INV. NO.: 7204631061218,7204631071218	6,190.00
TOTAL COMPENSATION SYSTEMS, INC. 3858	OUTSIDE SERVICES & CONSULTANTS 5180	PER: 2018-2019	980.00
UNITED PACIFIC WASTE/ATHENS 3921	REFUSE COLLECTION 5270	INV. NO.: 5290859,5422128	1,354.80
UNIVAR 3918	INSECTICIDES 5232	INV.NO: LA651004,LA651005,LA650989	47,282.54
UNUM LIFE INS. CO OF AMERICA 3950	LONG TERM DIS INS 2084	STMT. DATE: 06-2018,07-2018	4,128.78
VECTOR CONTROL JOINT POWERS AGENCY 3970	GRP FIDELITY PREM 5103: \$806;WORKER'S COMP. 5101: \$140,830; PROP. PROG 5105: \$10,168;GEN FUND 5108: \$11,382 ; LIABILITY PREM 5102: \$64,701; POOLED AUTO PHYS. DAMAGE PREM \$1,698; ALLIANT WEAPONS PROT. PROG \$321	INV. NO.: VCJPA-2019-017	229,906.00
VERIZON BUSINESS/FRONTIER 3991	TELEPHONE 5267	INV. NO.: 06-08-18,07-25-18	5,838.70
VERIZON BUSINESS SERVICES 3991	EDUCATIONAL MATERIALS & EQUIP 5171	INV. NO.: 06-08-18,07-25-18	1,772.61
VORTEX INDUSTRIES, INC. 3997	BLDG. MAINT. 5135	INV. NO.: 06-1254058-1	296.00
WESCO 4071	ENTO/LAB SUPPLIES, EQUIP & SER 5115	INV. NO.: 71648	790.00
WEX BANK (EXXON MOBIL) 2830	GASOLINE 5251	INV. NO.: 54726012,55097552	6,600.96
ZIND	PUBLIC EDUCATION 5171	INV. NO.: 2378	1,435.26
BANK OF AMERICA BANKCARD SERVICES	HOUSEHOLD 5051	REF. #: 4388,6915,7061,8529	2,207.87
BANK OF AMERICA BANKCARD SERVICES	ENTO/LAB SUPPLIES, EQUIP & SER 5115	REF. #: 0476,2837,3542,4484,4538,6605,6637,9227	4,847.51
BANK OF AMERICA BANKCARD SERVICES	EQUIPMENT REPAIR 5127	REF. #: 1075,1233,7772,7926	1,242.23
BANK OF AMERICA BANKCARD SERVICES	CONFERENCES, MTGS, TRAIN-TRS 5162	REF. #: 0025,0428,1538,7035,8174,8807	609.26
BANK OF AMERICA BANKCARD SERVICES	CONFERENCES, MTGS, TRAIN-STAFF 5163	REF. #: 0635,1032,1494,2263,2703,5571,8471,8855,8653	3,388.05
BANK OF AMERICA BANKCARD SERVICES	OFFICE EXPENSE 5170	REF. #: 3278,3435,4197,7028,7077,8803	1,624.59
BANK OF AMERICA BANKCARD SERVICES	EDUCATIONAL MATERIALS & EQUIP 5171	REF. #: 0186,0220,1031,2443,3464,3788,5472,7961,8966,9992	5,781.38
BANK OF AMERICA BANKCARD SERVICES	GASOLINE 5251	REF. #: 0644,0889,1686,2780,4482,6379,9178,9275,9534	946.01
	TOTAL BILLS & SALARIES:	PERIOD: JUN. 21, 2018 - AUG. 20, 2018	1,244,656.38
ACCOUNT TRANSFER (LACIF P81 ACCOUNT TO BoFA MONEY MARKET ACCT./PAYROLL ACCT. #1465-01313)			500,000.00

4. Construction Update for 6720-6740 Centinela Avenue.	
Staff Report:	Robert Saviskas, Executive Director
Recommended Action:	Advisory



**Los Angeles County West
Vector & Vector-Borne
Disease Control District**

EXECUTIVE STATUS REPORT NO. 14

July 07 through September 07, 2018

For:

Operations & Storage Facilities

6720-6740 S. Centinela Ave.

Los Angeles, CA 90210

Phase III:

**Construction of New
Operations & Storage Facilities**

PROJECT NO.: HII-1322400

EXECUTIVE SUMMARY:

This report records the progress of the LA County West Vector Operations & Storage Facility project construction, from July 07 through September 07, 2018.

For the purpose of this report, the General Contractor, Fast-Track Construction & Ruiz brothers JV, will be referred to as "GC".

July 2018

Work accomplished during this period:

- Finalize paint colors and start painting the building and canopy steel frame
- Finish fish tank platform grating and install step
- Inspected and approved mosquito panels prior to delivery/installation
- Finish elevator floor
- Finish plumbing work at canopies
- SCE and LADBS have agreed on method for sealing conduits in order to prevent methane from entering the building
- SEC & LADBS inspected/approved/released the power
- SCE is required to have a permit from LADBS in order to install new pole-Permit has not been obtained by SCE as of yet.
- Power Release by LADBS
- Inspected finished areas
- Finalize hose reels and place order
- Ground all steel framing for canopies






FINALIZE PAINT COLORS
PAINTING THE BUILDING AND CANOPY STEEL FRAME



INSPECTED AND APPROVED MOSQUITO PANELS AT SHOP



FINISH ELEVATOR FLOOR



INSPECTED FINISHED AREAS

August/September

Work accomplished during this period:

- Finish Painting
- Follow up on roof water ponding corrections
- Install conduits and cables from 6740 to 6750 designated telephone and computer rooms.
- Begin installation of mosquito panels (4 of 10)
- Install storm drain connection
- Install curb gutter
- Continue work with LADBS and SCE for installation of pole/transformers and energize building
- Address Pigeon Problem
- Survey 6750 roof drains for new drainage to storm drain
- Finish all shower/eye wash units



INSTALL CONDUITS AND CABLES FROM 6740 TO 6750 DESIGNATED TELEPHONE AND COMPUTER ROOMS.






BEGIN INSTALLATION OF MOSQUITO PANELS (4 OF 10)



INSTALL NEW STORM DRAIN CONNECTION



**CONTINUE WORK WITH LADBS AND SCE FOR INSTALLATION
OF POLE/TRANSFORMERS AND ENERGIZE BUILDING**



SURVEY ROOF DRAINAGE AT 6750 FOR NEW DRAINS

CORRECTIVE WORK




1) Parking Drainage

Due to discrepancies in actual location of the public storm drain the parking storm drain is approximately 2 feet below storm drain inlet. This was the result of incorrect city of LA elevation provided to civil engineer where the actual location was 2'-3" above the given elevation.

GC at his expense will provide sump pump with back up and monitoring sensors to lift water from parking into storm drain inlet. This is due to not confirming elevations prior to installation.



2) Roof Water Ponding



- 3) **Remove and replace the entire section of gutter and fill all concrete cracks per structural engineers.**

CONSTRUCTION SCHEDULE

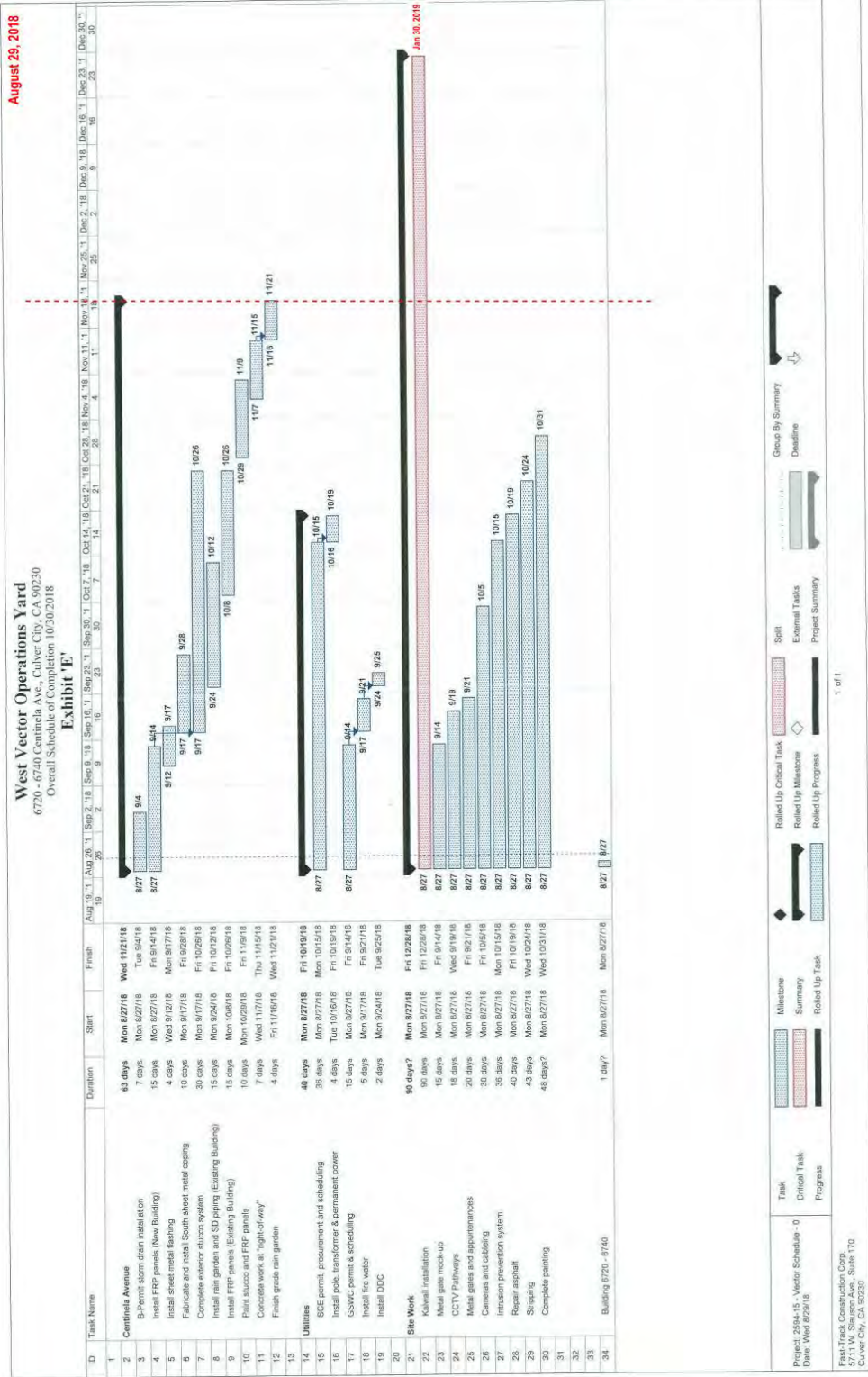
Note:

This schedule is based on the latest overall schedule delivered to Arc on August 29, 2018. It is Arc's assessment that the project is further delayed by additional (2) months (through end of December 2018) mainly due to continuous management change, delay on the GC's part for lack of scheduling the project and lack of knowledge on SCE electrical inspectors, planning and appropriate permit(s) needed by SCE. Arc's interference resolve the issue of release of power only to face a new challenge for permits required and obtained by SCE to install power pole, transformers and connect power to the project.

3-WEEK LOOK AHEAD SCHEDULE (GC)



OVERALL SCHEDULE (GC)



ISSUES AND DECISIONS:

Some of the significant issues and decisions that were made during the period covered in this report are:

- **Construction Schedule:** The project completion target is revised to December 2018. Efforts are being made to move the completion date to earlier date if possible. This effort is being achieved by revisiting the 1) subcontractor deliveries and installation, 2) timely inspections and 3) SCE service connection. GC has obtained inspections and clearance from both SCE and LADBS for power connection. Entire process is being further delayed by SCE configuring the required permit(s) for work in the public right of way.

5. Board of Trustees Comments

Staff Report:	None Scheduled
Details & Reference Documents:	No Attachments
Recommended Action:	As determined by the Board

6. Motion to adjourn

Staff Report:	None Scheduled
Details & Reference Documents:	No Attachments
Recommended Action:	Approve

**Minutes of the
Board of Trustees' Meeting
September 13, 2018
Los Angeles County West Vector & Vector-Borne Disease Control District**

Trustees Present:

Bill DiSalvo
James Osborne
Jay Garacochea
Nancy Greenstein
Jim Gazeley
Chad Blouin
John Grans
Bill Ailor
Velveth Schmitz
Joan Yacovone
John Frazee
Elizabeth Sala
Mike Griffiths

Trustees Absent:

Barbara Barsocchini
Olivia Valentine

Staff/Advisors Present:

Robert Saviskas, Executive Director
Teri Roa, Assistant Director
Trevor Ruskin, General Legal Counsel

1. Approve minutes of the July 12, 2018 Board of Trustees Meeting

Motion by: Greenstein
Second: Garacochea
Vote: Ayes: 8
 Noes: 0
 Abstentions: 5 (Frazee, Ailor, Sala, Schmitz, Valentine)

Action: Motion Passed

2. Executive Director's Report

- A) WNV & Zika Virus Update
- B) Public Education Program
- C) Field Operations Program
- D) Vector Ecology Program

Action: Received & Filed

3. Financial Report for July-August 2018

- A) **Investment Report**
- B) **Bills and Salaries**

Motion by: Gazeley
Second: Frazee
Vote: Ayes: 13
 Noes: 0
 Abstentions: 0
Action: Motion Passed

4. Construction Update for 6720-6740 Centinela Ave.

Received & Filed

5. Motion to adjourn

Motion by: DiSalvo
Second: Gazeley

Vote: Ayes: 13
 Noes: 0
 Abstentions: 0

Action: Motion Passed

Approved by the Board of Trustees

Olivia Valentine, Secretary

Date