



**NOTICE OF THE REGULAR MEETING  
OF THE BOARD OF TRUSTEES  
OF THE LOS ANGELES COUNTY WEST  
VECTOR & VECTOR-BORNE DISEASE  
CONTROL DISTRICT**

**November 8, 2018  
6750 Centinela Ave.  
Culver City, CA 90230  
7:30 p.m.**

**Los Angeles County West Vector  
& Vector-Borne Disease Control District**  
6750 Centinela Avenue, Culver City, California 90230  
(310) 915-7370 ext. 223 Email: rsaviskas@lawestvector.org

**BOARD OF TRUSTEES**

President

**JAMES OSBORNE**  
Lawndale

Secretary

**OLIVIA VALENTINE**  
Hawthorne

**BILL AILOR**  
Palos Verdes Estates

**BARBARA BARSOCCHINI**  
Malibu

**CHAD BLOUIN**  
West Hollywood

**JAMES R. BOZAJIAN**  
Calabasas

**S.W. DiSALVO**  
Beverly Hills

**JEFF DUCLOS**  
Hermosa Beach

**JOHN FRAZEE**  
Manhattan Beach

**JAY GARACOCHEA**  
Culver City

**JIM GAZELEY**  
Lomita

**JOHN GRAN**  
Redondo Beach

**NANCY GREENSTEIN**  
Santa Monica

**MIKE GRIFFITHS**  
Torrance

**CHERYL MATTHEWS**  
Inglewood

**ELIZABETH SALA**  
Rancho Palos Verdes

**VELVETH SCHMITZ**  
Rolling Hills Estates

**ROBERT SAVISKAS**  
Executive Director

**NOTICE OF THE NEXT REGULAR MEETING  
OF THE BOARD OF TRUSTEES  
OF THE LOS ANGELES COUNTY WEST  
VECTOR & VECTOR-BORNE CONTROL  
DISTRICT**

**November 8, 2018  
6750 Centinela Ave.  
Culver City, CA 90230  
7:30 p.m.**

**LOS ANGELES COUNTY WEST VECTOR  
& VECTOR-BORNE DISEASE CONTROL DISTRICT  
REGULAR MEETING OF THE BOARD OF TRUSTEES  
(310) 915-7370 ext. 223**

**November 8, 2018  
6750 Centinela Ave.  
Culver City, CA 90230  
7:30 p.m.**

**AGENDA**

**NOTICE TO THE PUBLIC**

Residents who live or own property within the District who wish to comment on any of the listed agenda items are requested to fill out the "Request to Comment on Listed Agenda Items" form. This form may be obtained from the Executive Director and should be returned to him prior to the beginning of the regular meeting. Agenda items designated by members of the public for comment will be noted and the individual listed will be allowed to address the Board at the time specified for comments on the agenda. You must be a resident or property owner within the boundaries of the District to address the Board. Comments can only be made on items listed on the agenda for action by the Board. Pursuant the Brown Act, Government Code Section 54950 et seq., the Board may not take action or discuss any item that is not listed on the agenda. The Board Chairperson has set a limit of three minutes each for those who wish to address the Board. Those who wish to speak to items being considered in Closed Session will be given the opportunity to do so prior to the Board going into closed session.

- i. Roll Call**
- ii. Correspondence**

The District has received confirmation that Mayor Jeff Duclos has been appointed as the Vector Control Trustee for the City of Hermosa Beach with a term to expire on December 31, 2018

The District has received confirmation that James Councilmember Bozajian has been appointed as the Vector Control Trustee for the City of Calabasas with a term to expire on December 31, 2018.

The District has received confirmation that Cheryl Matthews has been appointed as the Vector Control Trustee for the City of Inglewood with a term to expire on December 31, 2019

The District has received a resignation/retirement letter from Joan Yacovone who has been a Trustee on the Vector Control Board for the last 23 years for the City of Agoura. The city has been contacted and is expected to appoint a new trustee shortly.

- iii. Public Comments**

<b>1. Minutes of the September 13, 2018 Board of Trustees Meeting</b>	
Staff Report:	None Scheduled
Recommended Action:	Approve

<b>2. Executive Director's Report</b>	
Staff Report:	Robert Saviskas, Executive Director
Recommended Action:	Advisory and/or Action (as needed)
2A) WNV & Aedes Update	Advisory
2B) Public Education Program	Advisory
2C) Field Operations Program	Advisory
2D) Vector Ecology Program	Advisory

<b>3. Financial Report for September-October 2018</b>	
A) Bills and Salaries	
Staff Report:	None Scheduled
Recommended Action:	Approve

<b>4. Construction Update for 6720-6740 Centinela Avenue.</b>	
Staff Report:	Robert Saviskas, Executive Director
Recommended Action:	Advisory & Action Items

<b>5. Board of Trustees Comments</b>	
Staff Report:	None Scheduled
Recommended Action:	As determined by the Board

<b>6. Motion to adjourn</b>	
Staff Report:	None Scheduled
Recommended Action:	Approve

<b>1. Minutes of the September 13, 2018 Board of Trustees Meeting</b>	
Staff Report:	None Scheduled
Recommended Action:	Approve

**Minutes of the  
Board of Trustees' Meeting  
September 13, 2018  
Los Angeles County West Vector & Vector-Borne Disease Control District**

**Trustees Present:**

Bill DiSalvo  
James Osborne  
Jay Garacochea  
Nancy Greenstein  
Jim Gazeley  
Chad Blouin  
John Grans  
Bill Ailor  
Velveth Schmitz  
Joan Yacovone  
John Frazee  
Elizabeth Sala  
Mike Griffiths

**Trustees Absent:**

Barbara Barsocchini  
Olivia Valentine

**Staff/Advisors Present:**

Robert Saviskas, Executive Director  
Teri Roa, Assistant Director  
Trevor Ruskin, General Legal Counsel

**1. Approve minutes of the July 12, 2018 Board of Trustees Meeting**

Motion by: Greenstein  
Second: Garacochea  
Vote: Ayes: 8  
      Noes: 0  
      Abstentions: 5 (Frazee, Ailor, Sala, Schmitz, Valentine)  
  
Action: Motion Passed

**2. Executive Director's Report**

- A) WNV & Zika Virus Update
- B) Public Education Program
- C) Field Operations Program
- D) Vector Ecology Program

**Action: Received & Filed**

**3. Financial Report for July-August 2018**

- A) **Investment Report**
- B) **Bills and Salaries**

Motion by: Gazeley  
Second: Frazee  
Vote: Ayes: 13  
      Noes: 0  
      Abstentions: 0  
Action: Motion Passed

**4. Construction Update for 6720-6740 Centinela Ave.**

Received & Filed

**5. Motion to adjourn**

Motion by: DiSalvo  
Second: Gazeley

Vote:           Ayes:                   13  
                  Noes:                     0  
                  Abstentions:           0

Action:        Motion Passed

Approved by the Board of Trustees

---

Olivia Valentine, Secretary

Date



<b>2. Executive Director's Report</b>	
Staff Report:	Robert Saviskas, Executive Director
Recommended Action:	Advisory and/or Action (as needed)
2A) WNV & Aedes Update	Advisory
2B) Public Education Program	Advisory
2C) Field Operations Program	Advisory
2D) Vector Ecology Program	Advisory

# West Nile Virus & Aedes Update

## West Nile Virus Disease Cases\* and Presumptive Viremic Blood Donors by State – United States, 2018 (as of October 30, 2018)

West Nile Virus Disease Cases and Presumptive Viremic Blood Donors by State – United States, 2018 (as of October 30, 2018)

State	Neuroinvasive Disease Cases†	Non–neuroinvasive Disease Cases	Total cases	Deaths	Presumptive viremic blood donors‡
Alabama	15	13	28	0	3
Alaska	1	0	1	0	0
Arizona	17	0	17	2	0
Arkansas	5	2	7	0	0
California	108	48	156	7	24
Colorado	47	44	91	2	4
Connecticut	17	5	22	1	0
Delaware	6	1	7	2	1
District of Columbia	7	6	13	0	0
Florida	10	3	13	0	4
Georgia	23	6	29	2	1
Idaho	9	6	15	1	0
Illinois	92	43	135	8	12
Indiana	22	8	30	3	13
Iowa	55	40	95	5	8
Kansas	18	5	23	4	2
Kentucky	9	3	12	0	0
Louisiana	42	22	64	3	11
Maine	1	1	2	0	0
Maryland	33	8	41	0	4
Massachusetts	37	6	43	0	0
Michigan	79	19	98	8	12
Minnesota	18	21	39	0	24
Mississippi	27	16	43	0	2

West Nile Virus Disease Cases and Presumptive Viremic Blood Donors by State – United States,  
2018 (as of October 30, 2018)

State	Neuroinvasive Disease Cases†	Non–neuroinvasive Disease Cases	Total cases	Deaths	Presumptive viremic blood donors‡
Missouri	13	4	17	3	4
Montana	21	21	42	1	5
Nebraska	116	118	234	11	46
Nevada	3	5	8	0	2
New Jersey	39	16	55	3	6
New Mexico	4	1	5	0	2
New York	58	15	73	4	7
North Carolina	6	0	6	1	0
North Dakota	59	141	200	2	33
Ohio	37	20	57	5	14
Oklahoma	12	5	17	1	6
Oregon	2	1	3	0	0
Pennsylvania	67	19	86	5	16
South Carolina	9	3	12	1	4
South Dakota	47	121	168	4	19
Tennessee	9	1	10	4	1
Texas	75	28	103	2	23
Utah	7	4	11	1	0
Virginia	37	10	47	5	2
Washington	1	1	2	0	2
Wisconsin	19	1	20	0	5
Wyoming	3	1	4	1	0
<b>Totals</b>	<b>1,342</b>	<b>862</b>	<b>2,204</b>	<b>102</b>	<b>322</b>

\*Includes confirmed and probable cases.

†Includes cases reported as meningitis, encephalitis, or acute flaccid paralysis.

‡Presumptive viremic blood donors (PVDs) are people who had no symptoms at the time of donating blood through a blood collection agency, but whose blood tested positive when screened for the presence of West Nile virus. Some PVDs develop symptoms after donation.

# WNV California

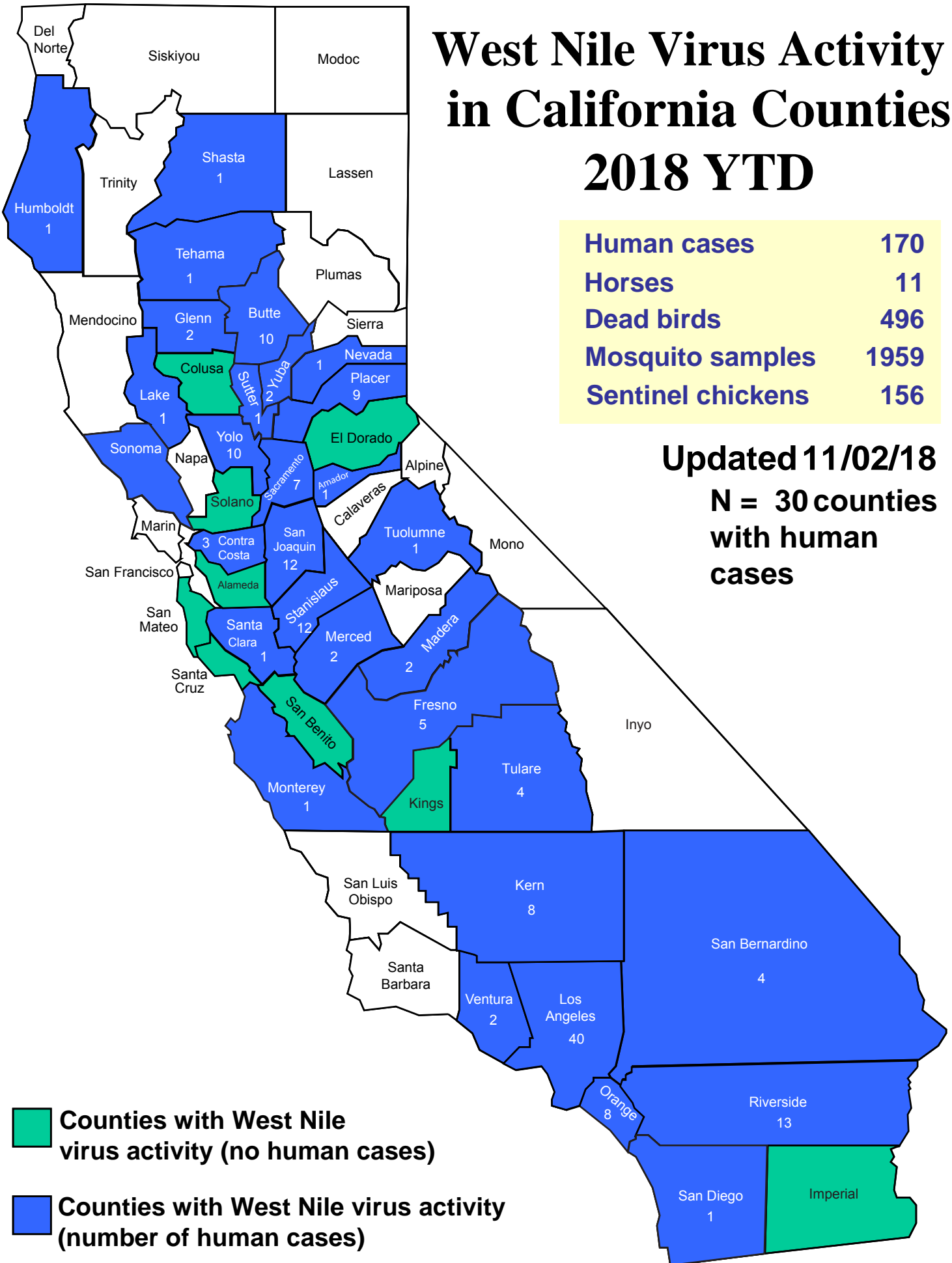
<b>As of Nov 02, 2018 (year-to-date)</b>	<u>2018</u>	<u>2017</u>	<u>5Y AVG</u>
Counties	40	44	42
Human cases	170	426	473
Dead birds	496	484	1338
Mosquito samples	1959	3350	3190
Sentinel chickens	156	304	395

<b>2003-2017 WNV ACTIVITY SUMMARY</b>															
<b>Element</b>	<b>2004</b>	<b>2005</b>	<b>2006</b>	<b>2007</b>	<b>2008</b>	<b>2009</b>	<b>2010</b>	<b>2011</b>	<b>2012</b>	<b>2013</b>	<b>2014</b>	<b>2015</b>	<b>2016</b>	<b>2017</b>	<b>Total</b>
Human cases (fatal)	779 (29)	880 (19)	278 (7)	380 (21)	445 (15)	112 (4)	111 (6)	158 (9)	479 (20)	379 (15)	801 (31)	782 (53)	442 (19)	536 (41)	6,565 (289)
Horses	540	456	58	28	32	18	19	15	22	13	0 <sup>s</sup>	0 <sup>s</sup>	0 <sup>s</sup>	21	1,223
Dead birds	3,232	3,046	1,446	1,396	2,569	515	416	688	1,644	1,251	2,442	1,349	1,352	510	21,952
Mosquito samples	1,136	1,242	832	1,007	2,003	1,063	1,305	2,087	2849	2,528	3,340	3,329	3,528	3,371	29,652
Sentinel chickens	809	1,053	640	510	585	443	281	391	540	485	443	449	343	305	7,347
Squirrels	49	48	32	26	32	10	24	24	23	0 <sup>s</sup>	0 <sup>s</sup>	0 <sup>s</sup>	0 <sup>s</sup>	0	276

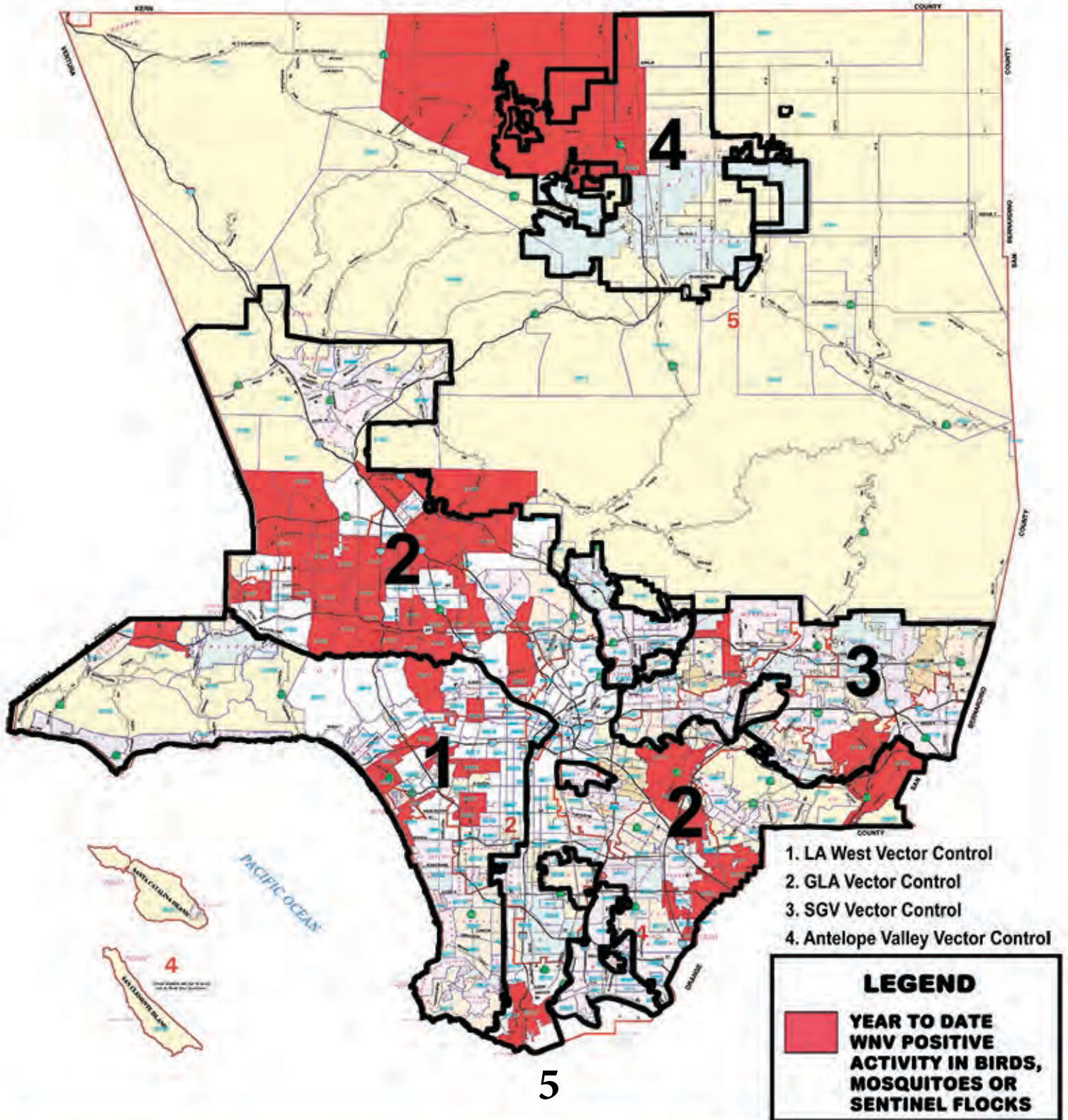
# West Nile Virus Activity in California Counties 2018 YTD

Human cases	170
Horses	11
Dead birds	496
Mosquito samples	1959
Sentinel chickens	156

Updated 11/02/18  
N = 30 counties  
with human  
cases



# 2018 LOS ANGELES COUNTY WEST NILE VIRUS POSITIVE ACTIVITY BY ZIP CODE



# West Nile Virus and Other Arboviral Diseases



## Los Angeles County Epidemiology Report #13

November 2, 2018

- This week, 1 West Nile virus (WNV) case was documented by the Los Angeles County Department of Public Health (LAC DPH) (Table 1). Of the 44 total infections in 2018, 41 were symptomatic with the most recent onset occurring 10/18/2018 (Figure 1). **Over 70% of all human infection cases are located in the San Fernando Valley (Greater LA Vector Control District).**
- The number of infections identified so far this season is below the previous 5-year average. However, additional cases are expected to occur through the end of the year (Figure 1). Mosquito pool continue to test positive all over LAC. See map below for WNV environmental activity in LAC for 2018.
- The California Department of Public Health has reported 156 human cases from 29 counties. Out of the 29 counties, LAC has the highest number of cases. Nationally, 2,204 human cases have been reported to the Centers for Disease Control and Prevention.

**Table 1. Characteristics of WNV Cases, LAC, 2018**

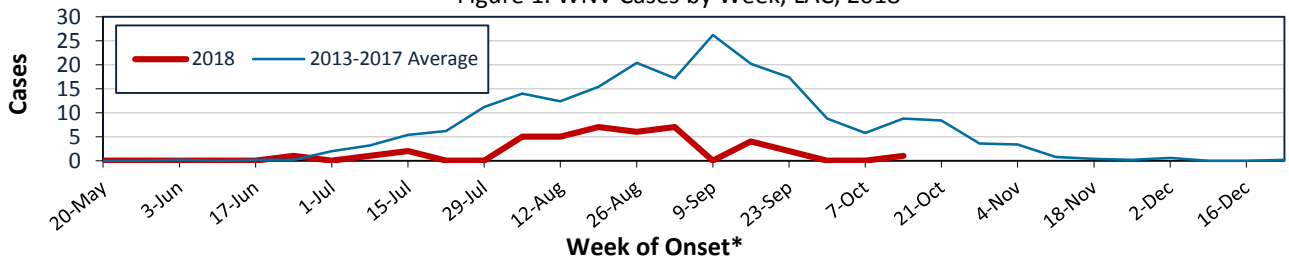
Number of Cases <sup>1</sup>	Asymptomatic Donor <sup>2</sup>	Clinical Presentation			Hospitalized	Deaths	Demographics	
		WNV Fever	Neuroinvasive Disease	Neuroinvasive Diagnosis			Gender M/F	Median Age (Range)
<b>This week</b>	1	0	1	0 = Encephalitis 1 = Meningitis 0 = AFP <sup>3</sup>	1	0	1/0	-
<b>Year Total</b>	44	3	33	22 = Encephalitis 8 = Meningitis 3 = AFP <sup>3</sup>	34	1	33/11	66 (15-89)

<sup>1</sup>Count confirmed by LAC DPH as of 11/01/18. Excludes reports from Long Beach and Pasadena. Totals are provisional and subject to change.

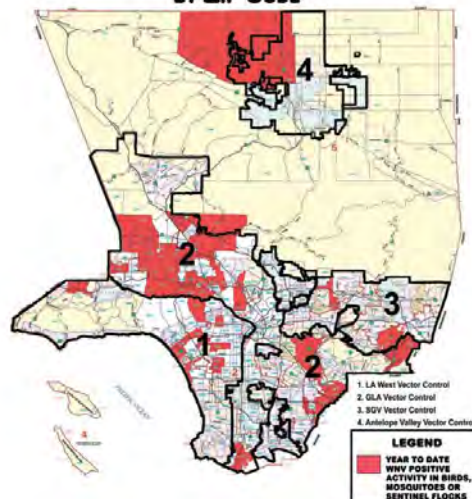
<sup>2</sup>Asymptomatic cases identified in blood or organ donors as part of routine screening.

<sup>3</sup>Acute Flaccid Paralysis

**Figure 1. WNV Cases by Week, LAC, 2018**

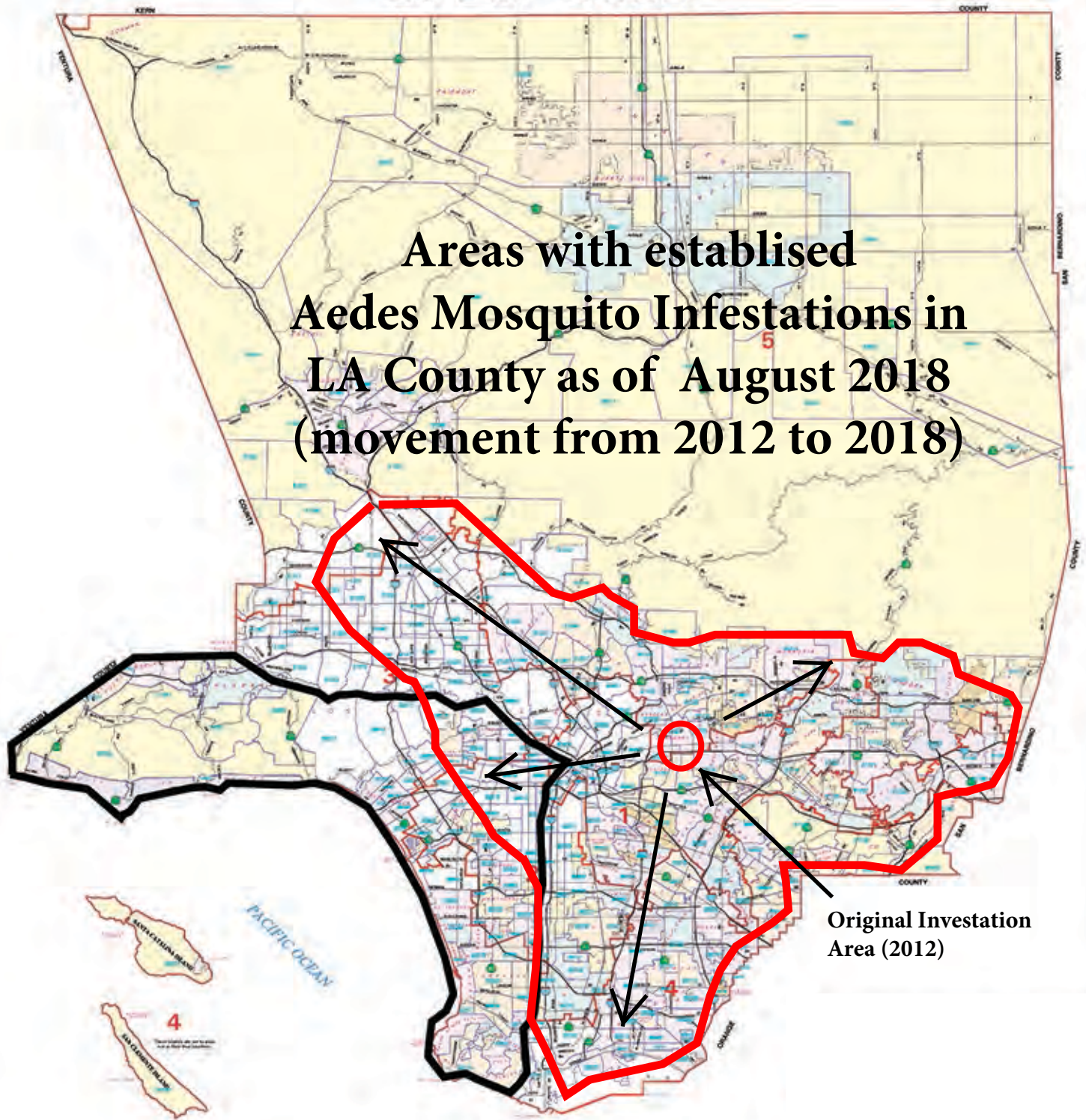


**2018 Los Angeles County  
WEST NILE VIRUS POSITIVE ACTIVITY  
BY ZIP CODE**





**Areas with established  
Aedes Mosquito Infestations in  
LA County as of August 2018  
(movement from 2012 to 2018)**



**Original Investigation  
Area (2012)**

# Los Angeles County West Vector & Vector-Borne Disease Control District October 2018

## Confirmed WNV Cases within the District

### *Human Deaths*

Date	City	Zip	Type	Age

### *Human Infections*

Date	City	Zip	Type	Age

### *Equine*

Date	City	Zip	Infected/Death

### *Mosquitoes*

Mosquito Pool Test Results				
Date Confirmed	Site #	Location	Pool # / Species	Results
9-9-18	1006	720 E. Florence Ave. Inglewood, 90301	286 / Culex quinquefasciatus	WNV+
9-9-18	1006	8000 Falmouth Avenue Playa Del Rey (L.A. City), 90293	283 / Culex quinquefasciatus	WNV+
9-9-18	1054	720 E. Park Way, Inglewood, 90302	276 / Culex quinquefasciatus	WNV+
8-21-18	1048	1040 N. La Brea Ave., Inglewood, 90302	190 / Culex quinquefasciatus	WNV+
8-10-18	1079	Lincoln Blvd. & Jefferson Blvd. Los Angeles City, 90094	164 / Culex erythrothorax	SLEV+

***Sentinel Chickens***

Sentinel Chicken Test Results					
Bleed Week	Confirmation Date	Coop #	Location	Band #	Results
10-1-18 to 10-5-18	10-16-18	1026	2600 Franklin Canyon Drive, Los Angeles City	1674,1676,1677	WNV+
10-1-18 to 10-5-18	10-16-18	1007	5000 Blk. S. La Cienega Blvd., Baldwin Hills (L.A. County), 90008	1639	WNV+
10-1-18 to 10-5-18	10-16-18	1012	1233 Rose Ave., Venice (L.A. City), 90291	1655,1656	WNV+
9-17-18 to 9-21-18	10-2-18	1007	5000 Blk. S. La Cienega Blvd., Baldwin Hills (L.A. County), 90008	1640	WNV+
9-17-18 to 9-21-18	10-2-18	1026	2600 Franklin Canyon Drive, Los Angeles City	1678	WNV+
9-17-18 to 9-21-18	10-2-18	1012	1233 Rose Ave., Venice (L.A. City), 90291	1658, 1660	WNV+
9-17-18 to 9-21-18	10-2-18	1006	8000 Falmouth Avenue Playa Del Rey (L.A. City), 90293	1634	WNV+
8-20-18 to 8-24-18	9-4-18	1006	8000 Falmouth Avenue Playa Del Rey (L.A. City), 90293	1633, 1635, 1636	WNV+
8-6-18 to 8-10-18	8-21-18	1006	8000 Falmouth Avenue Playa Del Rey (L.A. City), 90293	1631	WNV+
7-23-18 to 7-27-18	8-6-18	1006	8000 Falmouth Avenue Playa Del Rey (L.A. City), 90293	1632	WNV+

***Dead Birds***

Dead Bird Positive Test Results				
Species	Location	Zip Code	Date Collected	Results Reported
American Crow	26 <sup>th</sup> Ave. & Speedway, Venice (L.A. City)	90291	10-15-18	10-23-18
American Crow	1233 Rose Avenue, Venice (L.A. City)	90291	10-5-18	10-16-18
Common Raven	151 S. Martel Avenue, Los Angeles City	90036	9-19-18	10-5-18
American Crow	1714 Robson Ave., Santa Monica	90405	9-21-18	10-2-18
American Crow	11124 Washington Blvd., Culver City	90232	9-14-18	9-25-18
American	10770 Esther Ave.,	90064	8-24-18	9-4-18

Crow	Los Angeles City			
American Crow	161 N. Willaman Drive, Beverly Hills	90211	8-7-18	8-10-18
American Crow	5303 Cedarhaven Drive, Agoura Hills	91301	6-13-18	6-26-18

### *Sentinel Flocks*

Location (Common Name & Address)	Site Number	Positive Chickens 2018		
		WNV	SLE	WEE
1. Botanical Gardens 26300 Crenshaw Blvd. Rolling Hills Estates, CA 90274	1001	0	0	0
2. Madrona Marsh 3201 Plaza Del Amo Torrance, CA 90503	1002	0	0	0
3. Wilderness Park 1102 Camino Real Redondo Beach, CA 90277	1003	0	0	0
4. Lawndale 4722 Manhattan Beach Blvd. Lawndale, CA 90260	1004	0	0	0
5. Chevron Refinery 324 El Segundo Blvd. El Segundo, CA 90245	1005	0	0	0
6. Playa Del Rey 8000 Falmouth Avenue Playa Del Rey (L.A. City), CA 90293	1006	6	0	0
7. Baldwin Hills 5000 Blk. S. La Cienega Blvd. L.A. County (Baldwin Hills), CA 90008	1007	2	0	0
8. Inglewood Cemetery 720 E. Florence Ave. Inglewood, CA 90301	1049	0	0	0
9. Rosedale Cemetery 1831 W. Washington Blvd. Los Angeles, CA 90006	1009	0	0	0
10. La Brea Tar Pits 5801 Wilshire Blvd. Los Angeles, CA 90036	1010	0	0	0
11. Downtown Los Angeles 313 N. Figueroa St. Los Angeles, CA 90012	1073	0	0	0
12. Will Rogers State Park 1501 Will Rogers S.P. Road Pacific Palisades (L.A. City), CA 90272	1022	0	0	0
13. Penmar Golf Course 1233 Rose Ave. Venice (L.A. City), CA 90291	1012	4	0	0
14. Malibu Lagoon 23200 Pacific Coast Highway Malibu, CA 90265	1013	0	0	0
15. Topanga State Park 20829 Entrada Road Topanga (L.A. County), CA 90290	1023	0	0	0

16. Calabasas Country Club 4300 Park Entrada Calabasas, CA 91302	1024	0	0	0
17. Westlake Village 4812 Lakeview Canyon Rd. Westlake Village, CA 91361	1025	0	0	0
18. Franklin Canyon Park 2600 Franklin Canyon Dr. Los Angeles, CA 90210	1026	4	0	0

# November 2018 Monthly Report

## Public Education

### **PUBLIC EDUCATION PROGRAM**

#### **BACKGROUND**

An essential program of the District includes educating the public about the life cycle of honeybees, mosquitoes, ticks, vector-borne diseases, property owners' responsibilities, and functions of the District. General public education is accomplished through the means of informational brochures, fact sheets, city bulletins, public speaking engagements, public service announcements, informational booths at community events, and the District web site ([www.lawestvector.org](http://www.lawestvector.org)).

Media and service group packets and videos describing the services of the District, backyard mosquito breeding, Africanized honeybee preparedness, Lyme disease awareness and other vector-borne diseases have been widely distributed in addition to thousands of informational pamphlets. Public service announcement tapes are routinely distributed to local cable stations and written public service announcements are distributed to local radio stations.

District staff has implemented an education program in the public and private elementary schools through a cooperative effort with the teachers. The programs offered cover aspects of honey bee, tick and mosquito biology with an emphasis toward public health and safety. The District provides each class with student and teacher workbooks, brochures, bookmarks, videos, and visual aids. District staff trains the teachers and encourages them to include the program as part of their yearly science curriculum.

The District staff has indoctrinated the residents of the District to coexist with the Africanized honeybees by utilizing the various elements of the Public Education Program. The District has been the lead agency in training and coordinating fire departments, police departments, and 911 systems throughout the District in preparation for Africanized honeybee emergencies.

### **SCHEDULING OF EVENTS**

Please contact the District to schedule an event or if you are aware of an organization that may benefit from receiving the latest information regarding the West Nile virus, Africanized honeybees, Lyme disease, or other vector-borne diseases.

Heather Teodoro: (310) 915-7370, ext. 225  
Teri Roa: (310) 915-7370, ext 233  
Robert Saviskas: (310) 915-7370, ext. 223

## CURRENT STATUS



DATE: October 2, 2018

EVENT: Mosquito Presentation

LOCATION: Veteran's Building, Culver City

ATTENDANCE: 50

A mosquito presentation at the October Culver City Garden Club Meeting.



DATE: October 5, 2018

EVENT: Fall Festival

LOCATION: Playa Del Rey Elementary School,  
Culver City

ATTENDANCE: 500

A family festival hosted by Playa Del Rey Elementary School.



## CURRENT STATUS (Continued)



DATE: October 7, 2018

EVENT: Redondo Beach Public Safety Fair

LOCATION: City of Redondo Beach Civic Center

ATTENDANCE: 500

An annual safety fair and open house hosted by the Redondo Beach Police Department.

(Pictured: City of Redondo Beach Trustee, John Gran; Public Education Specialist, Heather Teodoro)



DATE: October 18, 2018

EVENT: ReadyLMU Emergency Preparedness Fair

LOCATION: Loyola Marymount University, Los Angeles

ATTENDANCE: 500

An emergency preparedness event hosted by the Loyola Marymount University Department of Public Safety.



## CURRENT STATUS (Continued)



DATE: October 20, 2018

EVENT: Water Harvest Block Party

LOCATION: West Basin Municipal Water District, El Segundo

ATTENDANCE: 2,000

An annual event hosted by the West Basin Municipal Water District.

---

# Field Operations

October 2018

## **Hyperion:**

Hyperion maintains to have the multiple offline primary batteries and two offline final clarifier tanks throughout this period. All offline subdivisions are continuously monitored and are either drained or treated with pesticides until all repair works are fully reinstated.

District staffs attend meetings with Hyperion management team on every other Tuesday to exchange information and review inspection reports. A couple of mosquito trap counts with moderate totals recorded during this period.

**Chevron Refinery:** No Treatment this period.

## **Baldwin Hills**

### **Oil Fields:**

Area Treated: 4,092.1 square yards

Type of Source(s): 321 oil sumps, 7 box drains, 19 containers, 9 pond, 1 drain channel and 7 excess water sites.

Treatment Products: 0.29 ounces of Agnique Liquid, 601.2 ounces of Altosid XR5- Briquettes , 0.391 ounces of Altosid Pellets and 5.81 ounces of VectoBac Granules.

## **Ballona Wetlands:**

No Treatment this period.

## **Underground Drains:**

Area Treated: 28,766.66 square yards

Type of Source(s): 178 underground drains

Treatment Products: 18.79 ounces of Agnique Liquid, 172.2 ounces of VectoBac Liquid, 36 ounces of VectoMax Granules, 0.41 ounces of Altosid Liquid, 1.67 Altosid XR 5 (180 Day Briquettes),

## **Madrona Marsh:**

Area Treated: 58,079.76 square Yards

Type of Source(s): Marsh – 23 Excess Water.

Treatment Products: 1920 ounces of VectoBac granules, and 640 ounces of VectoLex granules and 640 ounces of Agnique Liquid.

## **Playa Vista Marsh System:**

Area Treated: 1426497.2 square yards

Type of Source(s): 300 - Marsh – Creek - 65

Treatment Products: 42240.00 ounces of VectoBac granules, 972.00 ounces of VectoBac Liquid, 42240.00 ounces of VectoLex granules, 43.20 ounces of FourStar (180 Day Briquettes) and 0.70 ounces of VectoMax water soluble packets.

**MOSQUITO SERVICE REQUEST CALLS BY CITY  
JULY- DECEMBER 2018**

NO.	CITY							
		Jul.	Aug.	Sept.	Oct.	Nov	Dec.	TOTAL
1	Agoura Hills	1	3	1				5
2	Beverly Hills	4	4	2	10			20
3	Calabasas	2	1	1				4
4	Culver City	7	3	6	3			19
5	El Segundo	3	4	1				8
6	Hawthorne	2		1	2			5
7	Hermosa Beach	4	2					6
8	Hidden Hills		1					1
9	Inglewood	2	3	5	1			11
10	Lawndale							
11	Lomita				4			4
12	Los Angeles City	66	116	203	392			777
13	L.A. Co. Unincorporated Areas – (Malibu, Topanga, etc.)	2	3	8	2			15
14	Malibu City	3	3	2				8
15	Manhattan Beach	7	4	4	2			17
16	Palos Verdes Estate	1	1	1				3
17	Rancho Palos Verdes		4	3				7
18	Redondo Beach	3	7	7	1			18
19	Rolling Hills				3			3
20	Rolling Hills Estates		1	1				2
21	Santa Monica	8	12	3	11			34
22	Torrance	11	5	9	6			31
23	West Hollywood	4	1	8	21			34
24	Westlake Village	1	1					2
	<b>Total (All Cities)</b>	<b>131</b>	<b>179</b>	<b>266</b>	<b>458</b>			<b>1,034</b>

**AHB SERVICE CALLS BY CITY**  
**JULY - DECEMBER 2018**

NO.	CITY							
		Jul.	Aug.	Sept.	Oct.	Nov.	Dec.	TOTAL
1	Agoura Hills		2					2
2	Beverly Hills	7	7	10	16			40
3	Calabasas	2	2	1	2			7
4	Culver City	9	16	17	7			49
5	El Segundo	3	1	6	6			16
6	Hawthorne	9	5	8	4			26
7	Hermosa Beach				1			1
8	Hidden Hills				1			1
9	Inglewood	11	11	8	10			40
10	Lawndale	3	4	6	10			23
11	Lomita	5	1	2	3			11
12	Los Angeles City	102	97	98	81			378
13	L.A. Co. Unincorporated Areas – (Malibu, Topanga, etc.)	2	4	4	2			12
14	Malibu City		2					2
15	Manhattan Beach	1	3	3	4			11
16	Palos Verdes Estate	4	10	4	2			20
17	Rancho Palos Verdes	7	6	5	4			22
18	Redondo Beach	9	6	3	4			22
19	Rolling Hills	1	2	2				5
20	Rolling Hills Estates	1	4	2	2			9
21	Santa Monica	16	7	10	8			41
22	Torrance	20	20	12	18			70
23	West Hollywood	2	1	5				8
24	Westlake Village	2	1					3
	<b>Total (All Cities)</b>	<b>216</b>	<b>212</b>	<b>206</b>	<b>185</b>			<b>819</b>
	Calls for Other Districts	90	41	43	35			209
	Structural (Ref. to Yellow Pgs)	3	2	5	5			15
	Misc. (calls not returned, swarms left, etc.)	58	35	57	44			194
	<b>GRAND TOTAL</b>	<b>367</b>	<b>290</b>	<b>311</b>	<b>269</b>			<b>1,237</b>

## January 2018 through December 2018

### Stinging Insects

(Africanized honeybees, yellow jackets, bumble bees, wasps, carpenter bees, etc.)

### Service Requests and Treatments

MONTH	2013	2014	2015	2016	2017	2018
Jan.	52/25/15	59/27/12	51/37/10	28/19/9	26/14/6	34/19/8
Feb.	85/51/24	75/42/17	103/63/18	93/56/14	69/35/12	74/38/11
Mar.	260/140/79	187/118/47	240/119/66	280/131/41	195/119/40	115/70/26
Apr.	657/354/204	354/196/113	301/206/91	368/224/81	515/303/90	418/216/71
May	607/388/229	339/220/74	266/167/72	426/234/100	383/217/79	301/184/77
June	502/334/213	245/182/105	186/113/65	353/195/94	481/266/121	395/218/92
July	511/352/249	416/290/156	210/151/77	262/181/103	526/374/193	367/216/112
Aug.	362/276/203	248/183/108	215/143/75	279/209/98	358/243/142	290/212/102
Sept.	272/188/133	247/182/104	173/119/58	237/139/63	418/283/157	311/206/110
Oct.	151/114/71	168/111/55	209/145/53	240/164/73	320/228/119	269/185/88
Nov.	87/48/31	130/82/32	116/84/41	98/66/38	208/145/92	
Dec.	32/20/11	36/19/7	40/25/14	46/32/16	84/45/18	
<b>TOTAL</b>	3578/2290/1462	2504/1652/830	2110/1372/640	2710/1650/730	3583/2272/1069	

Figures listed above represent the following: total number of calls the District received, service request responses, and total number of treatments.

## Red Imported Fire Ant Report

### 2018 Collections by Month and Species

Month of Collection	Red Imported Fire Ants (RIFA)	Argentine Ants	OD House Ants	Harvest Ants	Little Black Ants	Big Headed Ants	South Western Ants	Thief Ants	Small Honey Ants	Other Types of Ants	Total	Sites Surveyed / Baited
January	0	58	0	0	2	0	0	0	0	0	60	520
February	0	84	0	0	28	1	0	2	0	0	115	789
March	0	32	0	0	7	0	0	2	0	0	41	480
April	0	10	0	1	43	0	0	0	0	0	54	360
May	0	21	0	0	22	0	1	0	0	0	44	290
June	0	40	0	1	18	0	0	1	0	0	60	320
July	0	15	0	0	36	1	2	0	0	0	54	332
August	0	36	0	0	26	0	0	0	0	0	62	353
September	0	73	0	0	4	0	0	0	0	0	77	368
October	0	90	0	0	37	0	0	0	0	0	127	240
November												
December												
<b>Total</b>												

# Current Status Summary

## Vector Ecology Monthly Report October 2018

**Sentinel Chickens:** See “WNV Update” section.

**Adult Mosquito Collections:** See “WNV Update” section.

### **Midge Collections:**

**Ballona Creek:** During this reporting period, adult midge populations at the Ballona Creek averaged 0.000913-grams/trap night.

Samples averaged 0.000725-grams/trap night over the last reporting period.

**Palos Verdes Peninsula:** Information on Sweet Itch is available on the District's website.



<b>3. Financial Report for September - October 2018</b>	
<b>A) Bills and Salaries</b>	
Staff Report:	None Scheduled
Recommended Action:	Approve

**Los Angeles County West Vector Control District  
Schedule of Investments**

**Period Ending: September, 2018**

<b>Fund/Account</b>	<b>Balance</b>	<b>% of Return September, 2018</b>	<b>% of Return September, 2017</b>
LAIF*	299,738.94	2.06%	1.11%
LACIF**: P81	957,733.06		
P82	3,555,675.36	1.88%	1.37%
Bank of America Money Market Account	117,487.90	0.05%	0.05%
Bank of America Payroll Account	304,119.76	0.05%	0.05%
	<b>5,234,755.02</b>		

\*LAIF (Local Agency Investment fund)

\*\*LACIF (Los Angeles County Investment Fund)

I certify that this report accurately reflects all pooled investments as reported to me by the custodial agencies and is in conformity with the investment policy as approved by the Board of Trustees of the Los Angeles County West Vector Control District on 11/9/95. A copy of this policy is available in the office of the Executive Director. The investment program herein shown provides sufficient cash flow liquidity to meet the next six months estimated expenditures.

Sources for the valuation are as follows:

State of California, Office of the Treasurer; County of Los Angeles, Office of Auditor-Controller;  
Bank of America

Robert Saviskas  
Executive Director

Date

<u>PAYEE NAME</u>	<u>DESCRIPTION</u>	<u>STATEMENT</u>	<u>AMOUNT</u>
PAYROLL	SALARIES/PAYROLL TAXES	PERIOD: AUG. 1, 2018 TO SEPT. 30, 2018	520,242.50
A & D FIRE SPRINKLERS INC.	SAFETY ITEMS 5236	INV. NO.: LAS1406-1	1,795.00
ADAPCO, INC 2070	INSECTICIDES 5232	INV. NO.: 117969,118686,118751	115,351.54
ADT SECURITY SYSTEMS 1069	SECURITY 5281	INV. NO.: 669712671,672693428	991.06
AIRGAS WEST 1109	ENTO/LAB SUPPLIES, EQUIP & SER 5115	INV. NO.: 9956091099,9956788802	147.42
ALERT COMMUNICATIONS 1164	AHB PROGAM FUND 5117	INV. NO.: 30442,30508	2,566.68
AMERICAN MESSAGING 1215	COMMUNICATIONS 5275	INV. NO.: L8331976SI,L8331976SJ	1,103.12
ARC PROFESSIONAL SERVICES 1239	LAND & LAND DEVT. 5410	INV. NO.: 49,50	63,380.33
AT&T MOBILITY 3200	COMMUNICATIONS 5275	STMT. DATE: 08-2018,09-2018	6,091.92
BATTERY SOLUTIONS	ENTO/LAB SUPPLIES, EQUIP & SER 5115	INV. NO: A308266	646.99
BEACH CITIES URGENT CARE, INC. 1384	EMPLOYEE PHYSICAL 5042	STMT. DATE: 08-15-18,09-28-18	835.00
BEST BEST & KRIEGER	LEGAL SERVICES FUND 5184	INV. NO.: 829728,832204	577.50
BIOQUIP PRODUCTS, INC. 1420	ENTO/LAB SUPPLIES, EQUIP & SER 5115	INV. NO.: 139743,140852	2,272.80
BLUE ANT/CLEANING CONTRACT 1447	JANITORIAL 5131; \$2,592.00 ; BLDG. MAINT. 5135: \$648.00	INV. NO.: 5815,5953	3,240.00
BRIGHTVIEW TREE CARE SERVICES	BLDG. MAINT. 5135	INV. NO.: 5939387	2,178.00
CALIFORNIA ELECTRONICS RECYCLER	ENTO/LAB SUPPLIES & EQUIPMENT 5115	STMT. DATE: 09-26-18	318.50
CALIFORNIA ICE CO. 1570	ENTO/LAB SUPPLIES, EQUIP & SER 5115	STMT. DATE: 09-01-18	2,798.64
CALIFORNIA SPECIAL DISTRICTS ASSOCIATION	MEMBERSHIP DUES 5151	INV. NO.: 38256	6,358.00
CALPERS HEALTH BENEFITS 1610	GROUP INSURANCE 5035	STMT. DATE: 08-2018,09-2018	88,745.64
CALPERS RETIREMENT SYSTEM 1610	RETIREMENT 2084 : \$8,187.15; 5030: \$84,930.23	STMT. DATE: 07-15-18,07-31-18,08-15-18,08-31-18	93,117.38
CAPOZZA ELECTRIC 1624	BLDG. MAINT. 5135	INV. DATE: 09-18-18	1,359.50
CITY OF LOS ANGELES DEPT. OF BLDG & SAFETY 2620	BLDG. MAINT 5135	INV. NO.: 7633111	176.58
COMPLETE OFFICE 1758	OFFICE EXPENSE 5170	INV. NO.: 2201594-0	515.09
COPIES & INK 1798	EDUCATIONAL MATERIALS & EQUIP 5171	INV. NO: 35556,35560	2,509.08
EMERSON'S LOCKSMITH 2000	BLDG. MAINT. 5135	INV. NO.: 130967,238884	637.42
FEDERAL EXPRESS CORP. 2050	OFFICE EXPENSE 5170	INV. NO.: 6306985976	1,424.49
FISHER SCIENTIFIC COMPANY LLC 2100	ENTO/LAB SUPPLIES, EQUIP & SER 5115	INV. NO: 7940116	217.39
FOUNDATION LABORATORY 2111	EMPLOYEE PHYSICAL 5042	STMT. DATE: 08-22-18	60.00
GOLDEN STATE ELEVATOR 2220	BLDG. MAINT. 5135	INV. NO.: 93576,95004,96339	540.90
GOLDEN STATE WATER CO. 3580	WATER 5264	STMT. DATE: 08-2018,09-2018	623.30
GRAINGER 2228	OFFICE EXPENSE 5170	INV. NO.: 9897092970	202.54
HENRY P. ENG. C.P.A. 2900	BOOKKEEPING 5186	STMT. DATE: 09-2018,10-2018	4,400.00
HOME DEPOT 2320	FIELD EQUIP 5127: \$425.54; BLDG. MAINT 5135: \$771.72	STMT. DATE: 08-28-18,09-28-18	1,197.26
IMAGINE IT CLEAN, INC. 2374	JANITORIAL 5131	INV. NO.: 180308,180366	950.00
LOS ANGELES COMMUNITY COLLEGE DISTRICT	OUTSIDE CONSULTANTS 5180	STMT. DATE: 10-03-18	2,400.70
LOS ANGELES UNIFIED SCHOOL DISTRICT	OUTSIDE CONSULTANTS 5180	LASC CASE NO. BS 108 180	21,496.60
M & N AUTOMOTIVE REPAIR INC. 2661	OUTSIDE AUTO REPAIR 5121	INV. NO.: 8931,8949,8883,9058,9036,9070,9083,9084	8,224.99
MALIBU FEED BIN 2676	ENTO/LAB SUPPLIES, EQUIP & SER 5115	STMT. DATE: 08-31-18,09-30-18	1,651.30
MALIBU OFFICE 2579	OFFICE EXPENSE 5170	STATEMENT PERIOD: 08-2018,09-2018	1,508.00
MR. BILL AILOR 2990	BOARD EXPENSES 5161	MEETING OF 09/13/2018	100.00
MR. CHAD GARNET BLOUIN 2862	BOARD EXPENSES 5161	MEETING OF 09/13/2018	100.00
MR. JAMES OSBORNE 2905	BOARD EXPENSES 5161	MEETING OF 09/13/2018	100.00
MR. JAY GARACOCHEA 2907	BOARD EXPENSES 5161	MEETING OF 09/13/2018	100.00
MR. JIM GAZELEY 2908	BOARD EXPENSES 5161	MEETING OF 09/13/2018	100.00
MR. JOHN FRAZEE 2926	BOARD EXPENSES 5161	MEETING OF 09/13/2018	100.00
MR. JOHN F. GRAN	BOARD EXPENSES 5161	MEETING OF 09/13/2018	100.00
MR. MIKE GRIFFITHS	BOARD EXPENSES 5161	MEETING OF 09/13/2018	100.00
MR. S.W. DISALVO 2960	BOARD EXPENSES 5161	MEETING OF 09/13/2018	100.00
MS. ELIZABETH SALA 3019	BOARD EXPENSES 5161	MEETING OF 09/13/2018	100.00
MS. JOAN YACOVONE 3030	BOARD EXPENSES 5161	MEETING OF 09/13/2018	100.00
MS. NANCY GREENSTEIN 3043	BOARD EXPENSES 5161	MEETING OF 09/13/2018	100.00
MS. VELVETH SCHMITZ	BOARD EXPENSES 5161	MEETING OF 09/13/2018	100.00

<u>PAYEE NAME</u>	<u>DESCRIPTION</u>	<u>STATEMENT</u>	<u>AMOUNT</u>
MVCAC 3070	ENTO/LAB SUPPLIES, EQUIP & SER 5115	INV. NO.: 7360242,7360293	2,480.00
NATIONWIDE RETIREMENT SOLUTIONS 3080	DEFERRED COMP. 2084	STMT. DATE: 08-15-18,08-31-18,09-15-18,09-30-18	29,451.65
NETWORK MAGIC UNLIMITED 3137	OUTSIDE CONSULTANTS 5180: \$7,200.00; LAND DEVT. 5410: \$18,455.15	INV. NO.: 24028,24056,24057	25,655.15
OFFICE TEAM 3164	SALARIES 5010	INV. NO.: 579175,625903,679149,724931,823617,872930	11,205.00
ONE PLANET CORPORATION	EDUCATIONAL MATERIALS & EQUIP 5171	INV. NO.: 06-26612	291.00
PHONE GUYS VOICE & DATA SYSTEMS, INC. 3302	OUTSIDE CONSULTANTS 5180	INV. NO: 40724,40708	572.30
PITNEY BOWES GLOBAL FINANCIAL SERVICES LLC 3310	OFFICE EXPENSE 5170	INV. NO.: 3102420168,3102420168,1008471893	802.04
PRUDENTIAL OVERALL SUPPLY 3361	UNIFORMS 5070	STMT. DATE: 08-25-18,09-29-18	9,049.54
R & D PLUMBING & ROOTER 3369	BLDG. MAINT. 5135	INV. NO.: 87339	205.50
RED WING SHOES 3400	UNIFORMS 5070	INV. NO.: 8-1-50520	133.64
RENKOW SERVICE CO., INC. 3415	BLDG. MAINT. 5135	STMT. DATE: 08-2018	3,856.92
REPROGRAPHICS 3418	EDUCATIONAL MATERIALS & EQUIP 5171	INV. NO.: 72542	1,113.59
RUIZ BROS CONSTRUCTION/ FAST-TRACK CONST. 3443	STRUCTURES & IMPROVEMENTS 5416	JOB NO.: APPLIC. DATE:07/06/18,09/20/18	293,906.62
SAMY'S CAMERA INC. 3459	EDUCATIONAL MATERIALS & EQUIP 5171	INV. NO.: T31667	523.29
SHELL FLEET PLUS 3530	GASOLINE 5251	INV. NO.: 2355809,2355810	4,431.73
SHRED-IT USA	REFUSE COLLECTION 5270	INV. NO.: 8125553379	512.80
SOUTHERN CALIFORNIA EDISON 3620	ELECTRICITY 5264	STMT. DATE: 08-2018,09-2018	9,348.78
STERLING MESSENGER SVCS. 3682	OFFICE EXPENSE 5170	STMT. DATE: 09-04-18,10-09-18	1,480.00
SUN LIFE FINANCIAL 2175 / VSP 3998	DENTAL/VISION 5036	STMT. DATE: 08-2018,09-2018	12,329.91
SUN LIFE AND HEALTH INSURANCE CO. 2175	VOLUNTARY LIFE INS 2084	STMT. DATE: 08-2018,09-2018	1,296.38
TELETRAC, INC. 3730	COMMUNICATIONS 5275	INV. NO.: 91403639,91434707	2,814.66
THE GAS COMPANY 3800	GAS 5261	STMT. DATE: 08-2018,09-2018	168.07
THE TOWING COMPANY 3833	TOWING 5254	INV. NO.: 1361	450.00
THERMAL COMBUSTION INNOVATORS 3835	ENTO/LAB SUPPLIES, EQUIP & SER 5115	INV. NO.: 196473,197914	196.09
TIME WARNER CABLE	EDUCATIONAL EQUIP & MATERIALS 5171	INV. NO.: 7204631081218,7204631091218	6,190.00
UNITED PACIFIC WASTE/ATHENS 3921	REFUSE COLLECTION 5270	INV. NO.: 5562649,5703770	1,354.80
UNUM LIFE INS. CO OF AMERICA 3950	LONG TERM DIS INS 2084	STMT. DATE: 08-2018,09-2018	3,726.73
VECTOR-BORNE DISEASE ACCT. 2842	CONFERENCES, MTGS, TRAIN-STAFF 5163	P.O. NO.: 100418HT125	336.00
VERIZON BUSINESS/FRONTIER 3991	TELEPHONE 5267	INV. NO.: 092518,102518	4,603.48
VERIZON BUSINESS/SERVICES 3991	EDUCATIONAL EQUIP & MATERIALS 5171	INV. NO.: Z6439801,Z6418978	1,779.88
WEX BANK (EXXON MOBIL) 2830	GASOLINE 5251	INV. NO.: 55889236,56278563	7,094.96
BANK OF AMERICA BANKCARD SERVICES	ENTO/LAB SUPPLIES, EQUIP & SER 5115	REF. #: 198,465,645,730,1119,1377,1609,1649,1807,1984,2045,2509,3456,4766,4868,5102,5830,7156,7249,7409,7500,7987,9023	1,296.39
BANK OF AMERICA BANKCARD SERVICES	EQUIPMENT REPAIR 5127	REF. #: 0564,2022,2270,3921,4816,5672,6026,6256,7417,8542,8799,9830	1,184.96
BANK OF AMERICA BANKCARD SERVICES	BLDG. MAINT 5135	REF. #: 0162,0901,9790	848.63
BANK OF AMERICA BANKCARD SERVICES	CONFERENCES, MTGS, TRAIN-TRS 5162	REF. #: 0015,4509,5643,7598	647.54
BANK OF AMERICA BANKCARD SERVICES	CONFERENCES, MTGS, TRAIN-STAFF 5163	REF. #: 7134	321.79
BANK OF AMERICA BANKCARD SERVICES	OFFICE EXPENSE 5170	REF. #: 2924,4521,5188,8632,5835,8691	3,084.63
BANK OF AMERICA BANKCARD SERVICES	EDUCATIONAL MATERIALS & EQUIP 5171	REF. #: 0723,1156,2381,3981,6477,8235	1,084.00
BANK OF AMERICA BANKCARD SERVICES	GASOLINE 5251	REF. #: 0182,1208,1250,3068,3225,3439,3521,3552,3673,3837,4451,5281,5461,5768,6295,6843,7436,7676,8130,8302,8489,8716,9757	1,078.87
	TOTAL BILLS & SALARIES:	PERIOD: AUG. 21, 2018 - OCT. 20, 2018	1,411,060.48
ACCOUNT TRANSFER (LACIF P81 ACCOUNT TO BoFA MONEY MARKET ACCT./PAYROLL ACCT. #1465-01313)			500,000.00

<b>4. Construction Update for 6720-6740 Centinela Avenue.</b>	
Staff Report:	Robert Saviskas, Executive Director
Recommended Action:	Advisory & Action Items (4B; 4C)



**Los Angeles County West  
Vector & Vector-Borne  
Disease Control District**

**EXECUTIVE STATUS REPORT**

September 08 through November 01, 2018

**For:**

**Operations & Storage Facilities**

**6720-6740 S. Centinela Ave.**

**Los Angeles, CA 90210**

**Phase III:**

**Construction of**

**New**

**Operations & Storage**

**Facilities PROJECT**

**NO.: HII-1322400**

## ***EXECUTIVE SUMMARY:***

This report summarizes the progress of the LA County West Vector Operations & Storage Facility project construction, from September 08 through November 01, 2018.


For the purpose of this report, the General Contractor, Fast-Track Construction & Ruiz brothers JV, will be referred to as “GC”.

### **September 2018**

#### **Work accomplished during this period:**

- Finish conduits and cables installation from 6740 to 670
- Finish Mosquito Panel Installation-6740
- Survey 6750 roof in preparation for diverting east roof drain into filtration system at side walk
- Install water shield above main electrical panel
- Repair roof puddles
- Meet with Bay Alarm Company and approved their proposal for installation of the intrusion devices as well as intrusion and fire alarm monitoring.
- Seal off underground cables and conduits to main electrical panel. Inspection for this phase approved and power was released by both LADBS and SCE inspector to SCE planning for scheduling the installation of the new power pole, transformer(s) and final connection. Power connection is anticipated in late November.
- SCE is currently acquiring the required permit(s) from LADBS and scheduling the work. An update from SCE is forthcoming.
- Finalize CCTV Design and forward to GC for final cost
- Connect fire sprinkler riser to Fire Water Supply line in the alley.
- Provide Sump Pit Design at Centinela storm drain inlet

**FINISH CONDUITS AND CABLES INSTALLATION FROM 6740 to 6750**



**FINISH MOSQUITO PANEL INSTALLATION-6740**








**SURVEY 6750 ROOF IN PREPARATION FOR DIVERTING EAST ROOF DRAIN INTO FILTRATION SYSTEM AT SIDE WALK**



**INSTALL WATER SHIELD PAN ABOVE MAIN ELECTRICAL PANEL**

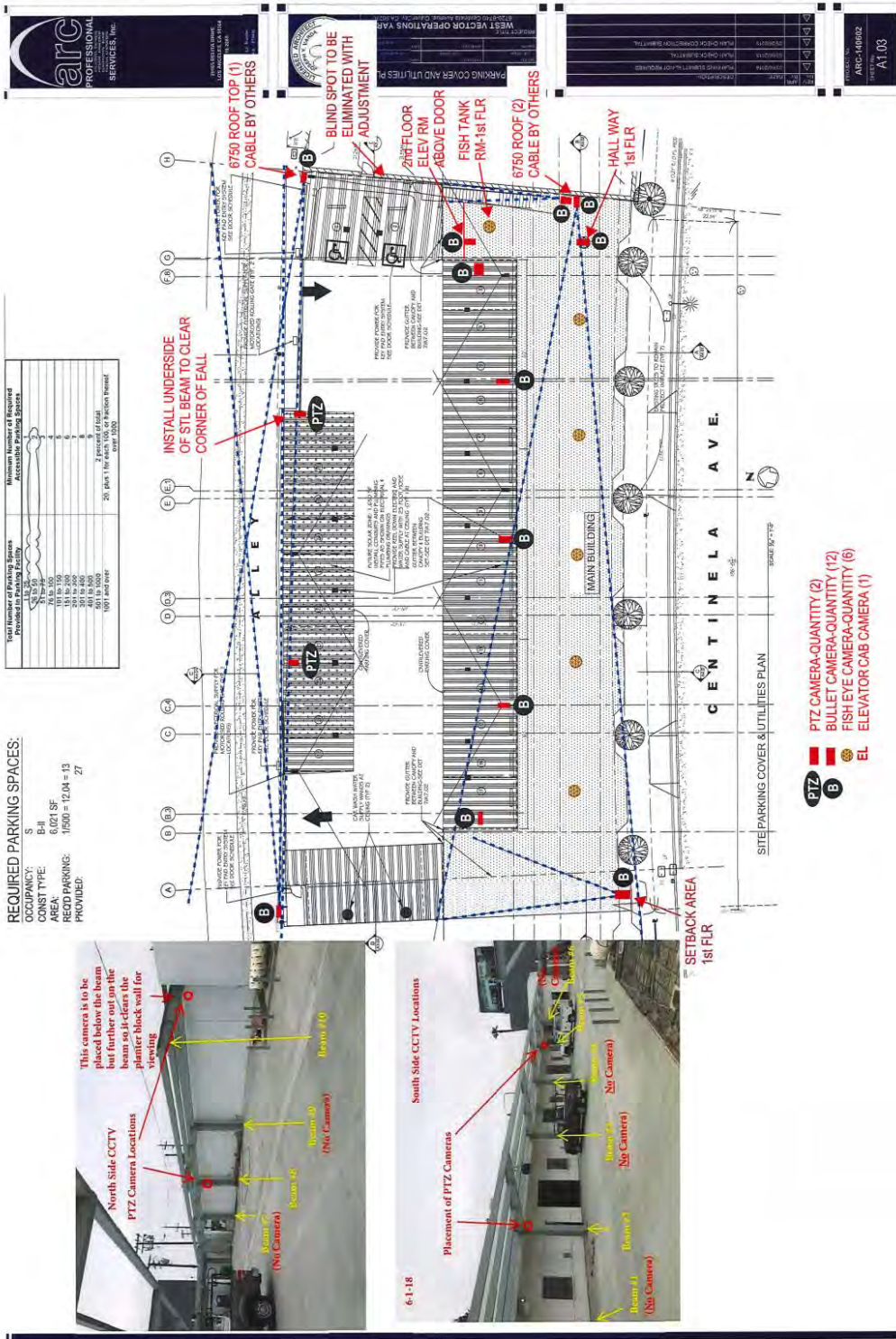


**REPAIR ROOF PUDDLES**



**SEAL OFF UNDERGROUND CABLES AND CONDUITS TO MAIN ELECTRICAL PANEL. INSPECTION FOR THIS PHASE WAS APPROVED AND POWER RELEASED BY BOTH LADBS AND SCE INSPECTOR TO SCE PLANNING FOR SCHEDULING THE INSTALLATION OF THE NEW POWER POLE, TRANSFORMER(S) AND FINAL CONNECTION. POWER CONNECTION IS ANTICIPATED IN LATE NOVEMBER.**

**SCE IS CURRENTLY ACQUIRING THE REQUIRED PERMIT(S) FROM LADBS AND SCHEDULING THE WORK. AN UPDATE FROM SCE IS FORTHCOMING.**

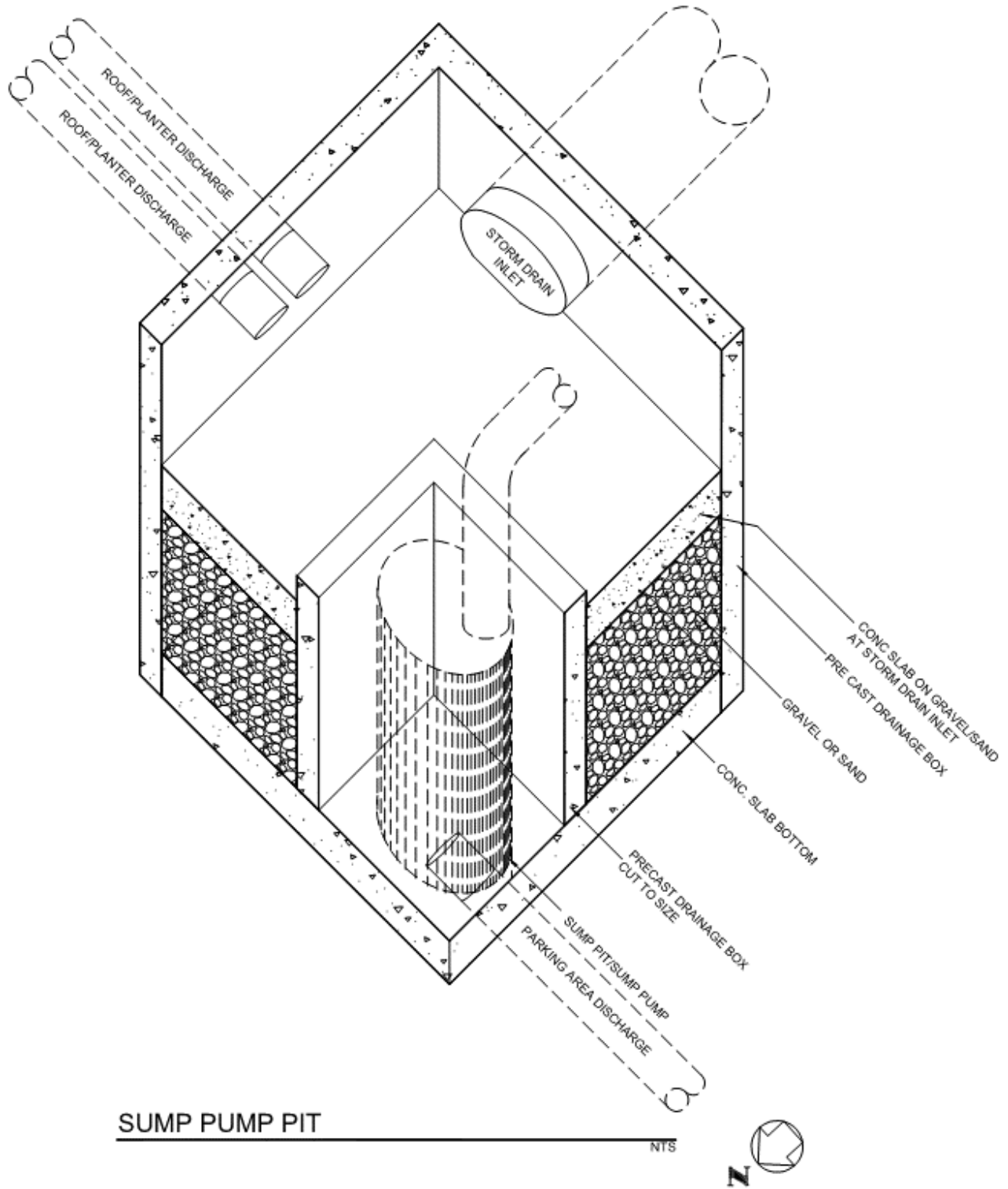


**FINALIZE CCTV DESIGN AND FORWARD TO GC FOR FINAL COST**



**CONNECT FIRE SPRINKLER RISER TO FIRE WATER SUPPLY LINE IN THE ALLEY.**

**PROVIDE SUMP PIT DESIGN AT CENTINELLA STORM DRAIN INLET**



## **September**

### **Work accomplished during this period:**

- Review and approve Gate Mockup.
- Patch and paint mosquito panels-6740
- Drive way cracks sample repair was made by GC and rejected.
- Start installation of roof garden at 6750-connect drain to 6740
- Finish water connection to fire sprinkler riser/obtain inspection approval
- Install disabled ramp at 6750 connecting to 6740
- Install additional planter at N.W. corner of the property.
- Install scratch and brown coats of plaster at Centinela side
- Start installation of signage and fire extinguisher cabinets



**INSPECT AND APPROVE GATE MOCKUP**




**PATCH AND PAINT MOSQUITO PANELS-6740**



**DRIVE WAY CRACKS SAMPLE REPAIRS-REJECTED**





**START INSTALLATION OF ROOF GARDEN AT 6750-CONNECT,  
DRAIN TO 6740**



**FINISH WATER CONNECTION TO FIRE SPRINKLER RISER**




**INSTALL DISABLED ACCESS RAMP AT 6750 CONNECTING TO 6740**



**INSTALL ADDITIONAL PLANTER AT N.W. CORNER OF THE PROPERTY**



**INSTALL SCRATCH AND BROWN COATS OF PLASTER AT CENTINELA SIDE**



**START INSTALLATION OF SIGNAGE AND FIRE EXTINGUISHER CABINETS**

## CORRECTIVE WORK



### 1) **Gutter ATTACHED TO 6750**

The gutter was installed prior to removing the abandoned conduits.




2) Drive Way Concrete Cracks





3) **Floor Drain correction in setback area**


Replace the incorrectly installed catch basin with area drain as specified in the documents.



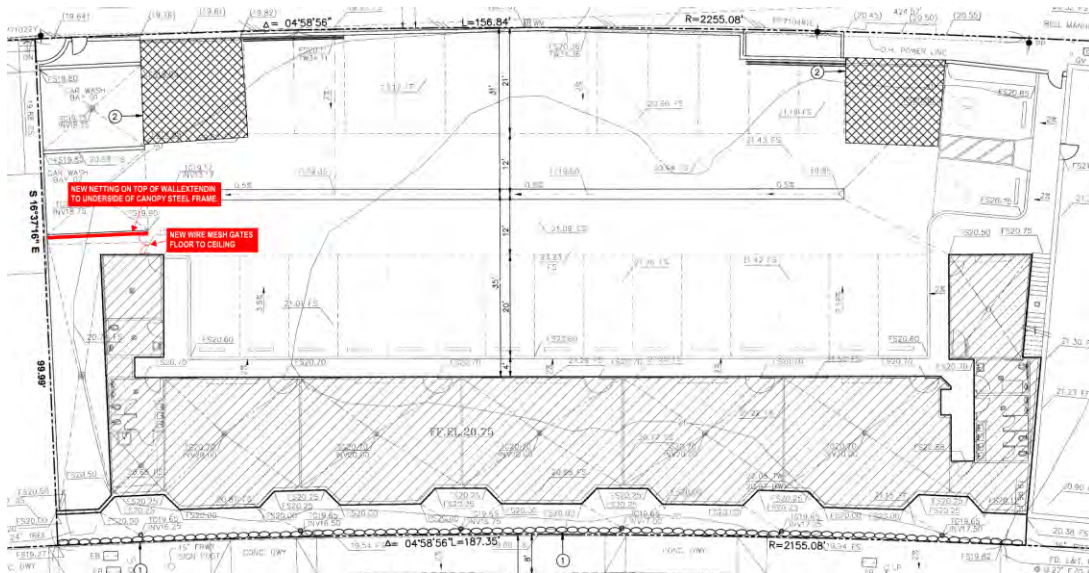
#### 4) **Parking Drainage**

*Due to discrepancies in actual location of the public storm drain the parking storm drain is approximately 2 feet below storm drain inlet. This was the result of incorrect city of LA elevation provided to civil engineer where the actual location was 2'-3" above the given elevation.*


*GC at his expense will provide sump pump with back up and monitoring sensors to lift water from parking into storm drain inlet. This is due to not confirming elevations prior to installation.*



*Install netting and doors at locations designated below to prevent pigeons from entering the setback area. Paint walls, pipes and clean floor.*



5) **Pigeon problem**



- 6) **Remove and replace the entire section of gutter and fill all concrete cracks per structural engineers.**

## **CONSTRUCTION SCHEDULE**

**Note:**

This schedule is based on the latest overall schedule delivered to Arc on October 24, 2018. At this juncture we are optimistic that substantial completion may happen in February or March 2019.

# OVERALL SCHEDULE (GC)



Task

Progress

Baseline

Milestone

Baseline Milestone

Summary

Roll Up Task

Roll Up Milestone

Baseline Summary

Roll Up Baseline

Roll Up Baseline Milestone

Roll Up Progress

Split

Baseline Split

External Tasks

Project Summary

Group By Summary

Deadline

2 of 2

Project: 2584-15 - Vector Schedule - 0  
Date: Wed 10/24/18  
Fast-Track Construction Corp.  
17111 Sherman Ave., Suite 170  
Culver City, CA 90230

# ISSUES AND DECISIONS:

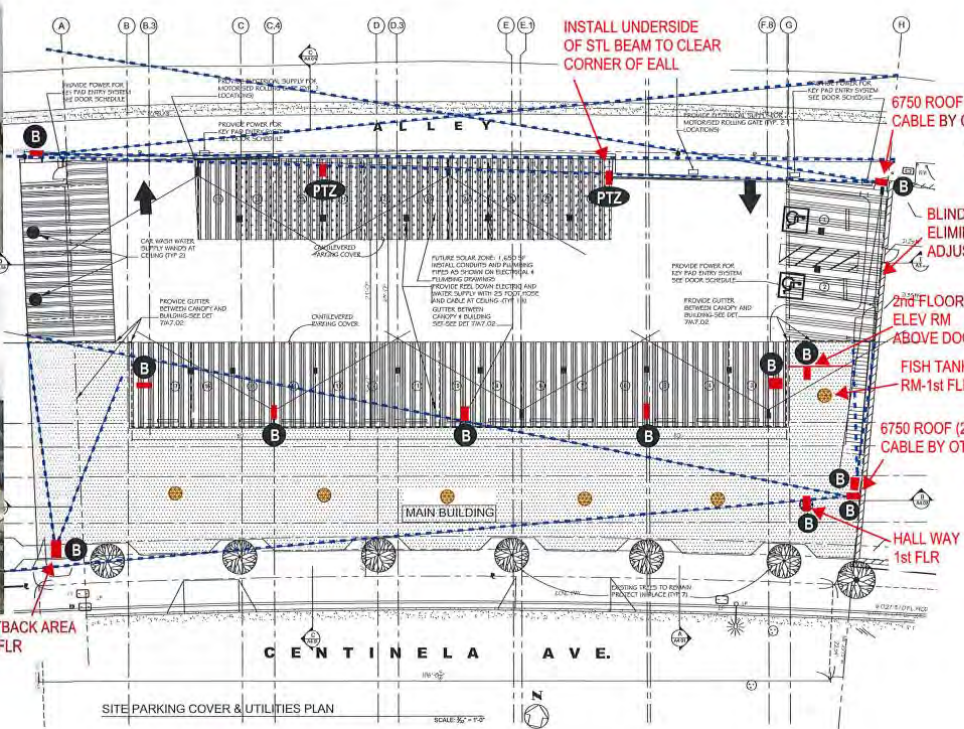

Some of the significant issues and decisions that were made during the period covered in this report are:

- Construction Schedule:** The project completion target is revised to February 2019. Efforts are being made to move the completion date to earlier date if possible. This effort is being achieved by revisiting the 1) subcontractor deliveries and installation, 2) timely inspections and 3) SCE service connection. GC has obtained inspections and clearance from both SCE and LADBS for power connection.
- Revisions:**
  - Final revision to CCTV.

### REQUIRED PARKING SPACES:

OCCUPANCY: S  
 CONST TYPE: B-II  
 AREA: 6,021 SF  
 REQ'D PARKING: 1/500 = 12.04 = 13  
 PROVIDED: 27

Total Number of Parking Spaces Provided in Parking Facility	Minimum Number of Required Accessible Parking Spaces
1 to 25	1
26 to 50	2
51 to 75	3
76 to 100	4
101 to 150	5
151 to 200	6
201 to 250	7
251 to 300	8
301 to 400	9
401 to 500	10
501 to 1000	2 percent of total
1001 and over	20, plus 1 for each 100, or fraction thereof over 1000



- PTZ PTZ CAMERA-QUANTITY (2)
- B BULLET CAMERA-QUANTITY (12)
- FE FISH EYE CAMERA-QUANTITY (6)
- EL ELEVATOR CAB CAMERA (1)

**arc**  
 PROFESSIONAL  
 SERVICES, Inc.

1000 WEST VECTOR OPERATIONS WAY  
 SUITE 100  
 WEST VALLEY CITY, UT 84113  
 (801) 375-1000  
 www.arc-engineers.com

---

PROJECT: ARC-146692  
 SHEET: A1.03

- **Revisions to date:**

Fish tanks, Parking canopy, elevator/Machine Room, Fish Tank Room, Window roll up shutters, Electrical supply to the project, Canopy Steel frame to the east, centralizing phone, data and security at 6750, Add power pole and transformer pad, eliminate canopy cover located to the west of the gate to the north, Revised foundation system at alley, Add "4" new skylights, Revise one skylight to house an exhaust fan and a smaller skylight, Upgrade security and low voltage to IP, revise foundation system at alley side (at GC's request and expense) Upgrade mosquito panels, revise site lighting, revise mosquito panel art work. Ramp at 6750 connection to new project, Storm Drain connection additional requirements by LADBS, CCTV Upgrade, add new planter in alley and ramp at 6750 door to 6740, paint wall at 6750 facing new project, add irrigation and minor landscaping per LADBS directions, add landscape lighting while work is in progress at the landscape area.



**Action Item (4B):**

**Recommendation: Approve Kalwall vs. Corrugated Metal Service Port Work Area Covers**

**Staff Recommendation:**

Approve the upgrade installation of the Kalwall service ports work area covers vs. the metal corrugated covers.

Type	1-5 yrs. (Installation)	5-10 yrs. (Paint)	10-15 yrs. (Paint)	15-20 yrs. (Replace)	20-25 yrs. (Paint)	25-30 yrs. (Paint)	30-35 yrs. (Replace)	35-40 yrs. (Paint)	40-45 yrs. (Paint)	45-50 yrs. (Replace)	Total Cost/50 yrs.
1) Metal Corrugated Cover	150,000	20,000	24,000	210,000	33,600	40,320	273,000	56,448	79,000	382,200	\$1,265,568
2) Kalwall	396,000	-	-	-	-	-	-	-	-	399,000	\$396,000
<b><u>50 Years cost savings with Kalwall</u></b>											<b>\$869,568</b>

**Kalwall vs. Metal Corrugated Cover:**

1. Kalwall: Maximum Environmental Benefits (Permits day light in the work area under the canopy)
2. Kalwall: Eliminates the need for keeping the lights on under service port work areas during daylight
3. Kalwall: Proven structural Integrity with minimum 50 year life (Kalwall Aluminum – no rust, no replacement for 50 years; Metal Corrugated – rust and ongoing maintenance expenses (see maintenance schedule above).
4. Kalwall: Design and Aesthetic Flexibility (individual sealed panels that can be replaced without affecting the rest of the panel structure with no loss of operational use; metal corrugated panels require repainting every 5 years and replacement every 10-15 years due to the high moisture content at the site location; if chosen, repainting each cycle will require that operations be closed down during these maintenance procedures)
5. Kalwall: Maintenance free; a metal roof will require routine painting and replacement due to erosion as listed above.







**Action Item (4C):**

**Recommendation: Approve the IRS Painting bid for \$103,284 for 6750 Centinela Ave.**

**Scope Of Work:**

**This is a bid for the painting of the existing facility at 6750:**

Scope: Exterior Painting of Building: Including Prep, Primer, And Two Coats Of Elastomeric Finish For Walls, Soffits, Trim, And Doors. Includes Pressure Washing, Protection of All Finished Items, And Application of Anti-Graffiti Up To 1st Floor Breaking Point at both 6750 & 6740 Centinela Ave.

**Highest Bid:**

Sierra Sandblasting & Painting  
Bid: \$128,458.00

**Lowest Bid:**

1) ISR Painting  
Bid: \$ 103,284.00

**Recommendation:**

**Approve: ISR Painting**  
**Bid: \$ 103,284.00**



**5. Board of Trustees Comments**

Staff Report:	None Scheduled
Details & Reference Documents:	No Attachments
Recommended Action:	As determined by the Board

**6. Motion to adjourn**

Staff Report:	None Scheduled
Details & Reference Documents:	No Attachments
Recommended Action:	Approve

**Minutes of the  
Board of Trustees' Meeting  
November 8, 2018  
Los Angeles County West Vector & Vector-Borne Disease Control District**

**Trustees Present:**

James Osborne  
Jay Garacochea  
Jim Gazeley  
Chad Blouin  
John Gran  
John Frazee  
Elizabeth Sala  
Mike Griffiths  
Jeff Duclos  
James Bozajian  
Olivia Valentine  
Cheryl Matthews

**Trustees Absent:**

Barbara Barsocchini  
Bill Ailor  
Bill DiSalvo  
Nancy Greenstein  
Velveth Schmitz

**Staff/Advisors Present:**

Robert Saviskas, Executive Director  
Teri Roa, Assistant Director  
Michael Jenkins, General Legal Counsel

The District received confirmation that Mayor Jeff Duclos has been appointed as the Vector Control Trustee for the City of Hermosa Beach with a term to expire on December 31, 2018.

The District received confirmation that Councilmember James Bozajian has been appointed as the Vector Control Trustee for the City of Calabasas with a term to expire on December 31, 2018.

The District received confirmation that Cheryl Matthews has been appointed as the Vector Control Trustee for the City of Inglewood with a term to expire on December 31, 2019

The District has received a resignation/retirement letter from Joan Yacovone who has been a Trustee on the Vector Control Board for the last 23 years for the City of Agoura.



**1. Approve minutes of the September 13, 2018 Board of Trustees Meeting**

Motion by: Frazee  
Second: Gazeley  
Vote: Ayes: 8  
      Noes: 0  
      Abstentions: 4 (Bozajian, Duclos, Matthews, Valentine)

Action: Motion Passed

**2. Executive Director's Report**

- A) WNV & Zika Virus Update
- B) Public Education Program
- C) Field Operations Program
- D) Vector Ecology Program

**Action: Received & Filed**

**3. Financial Report for September-October 2018**

- A) Investment Report**
- B) Bills and Salaries**

Motion by: Gazeley  
Second: Frazee  
Vote: Ayes: 12  
      Noes: 0  
      Abstentions: 0

Action: Motion Passed

**4A. Construction Update for 6720-6740 Centinela Ave.**

Received & Filed

**4B. Approve the installation of Kalwall Service Port Work Area Covers at 6720-6740 Centinela Ave.**

Motion by:	Garacochea	
Second:	Valentine	
Vote:	Ayes:	12
	Noes:	0
	Abstentions:	0
Action:	Motion Passed	

**4C. Approve and award the bid to paint the exterior of 6750 Centinela Ave., Culver City to Arena Painting Contractors.**

Motion by:	Gazeley	
Second:	Frazeo	
Vote:	Ayes:	12
	Noes:	0
	Abstentions:	0
Action:	Motion Passed	